



**STRONG PARTNERS.  
TOUGH TRUCKS.™**

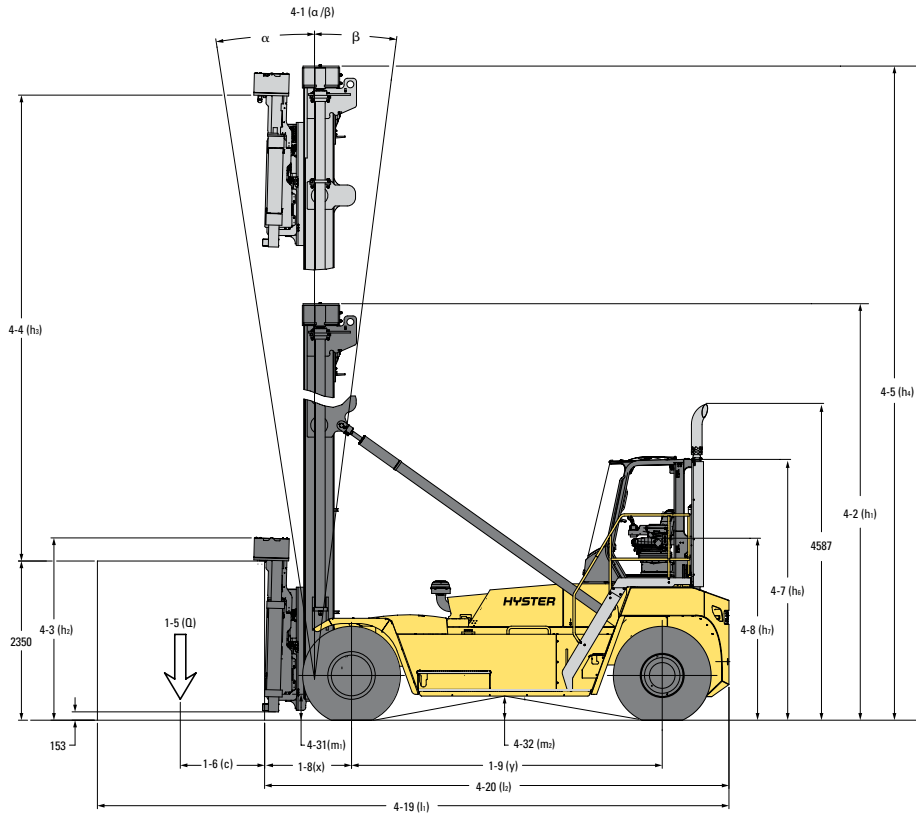
# **H8-9XD EC6-8 H9-11XD ECD7-9 SERIES TECHNICAL GUIDE**



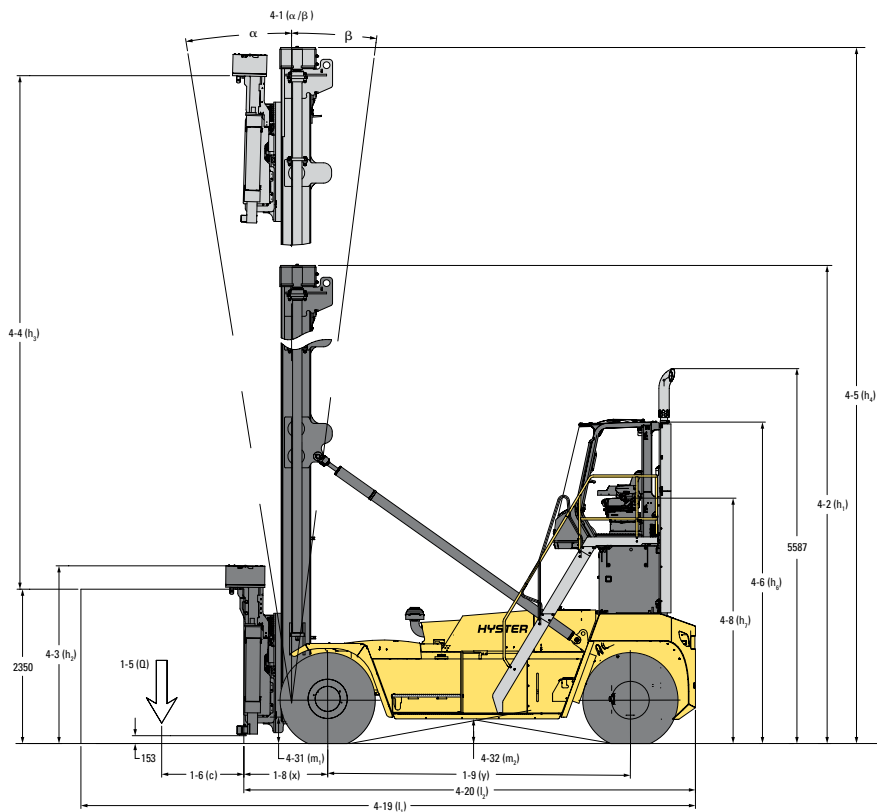
**WWW.HYSTER.COM**

# > DIMENSIONS

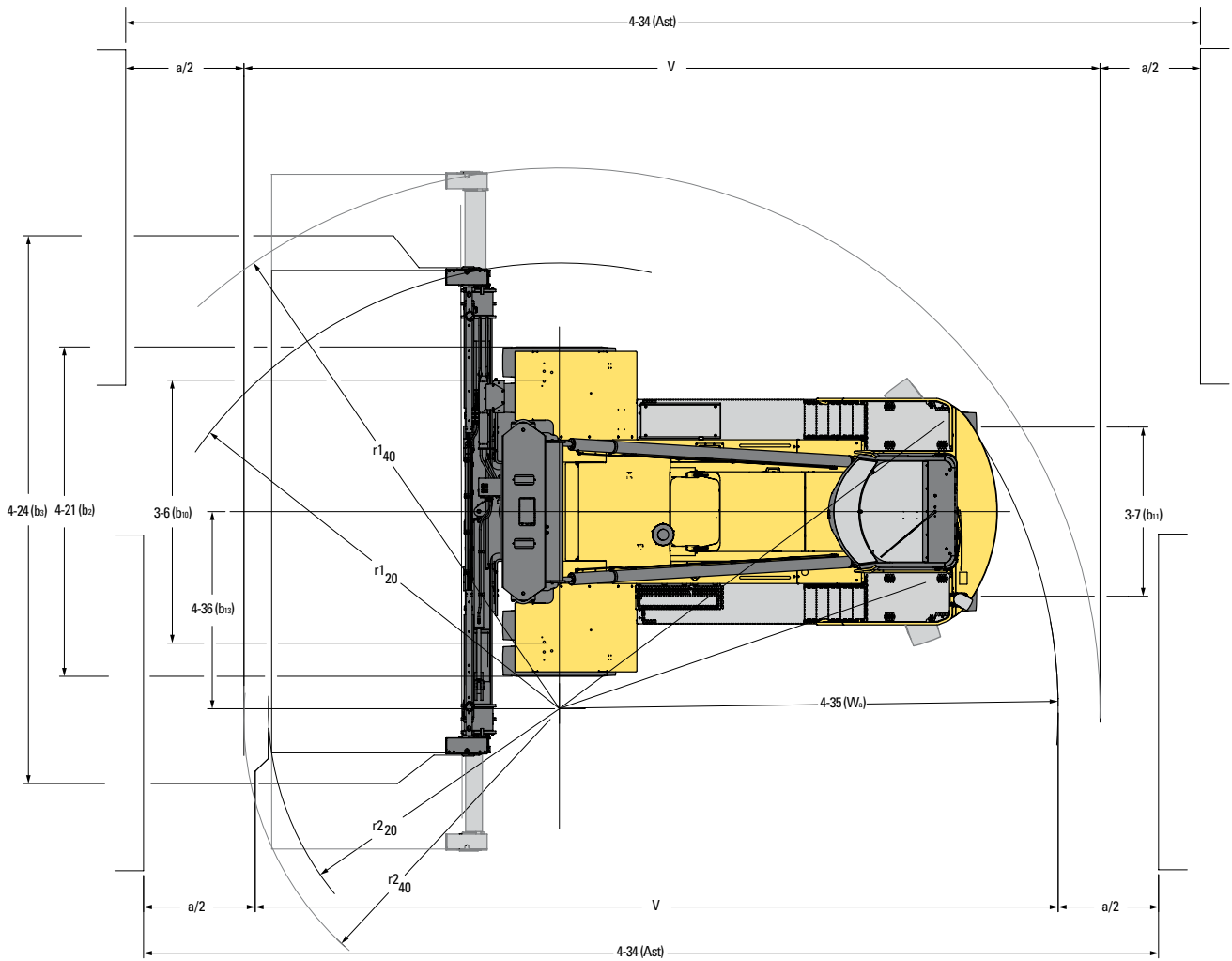
## STANDARD CAB POSITION



## OPTIONAL RAISED CAB POSITION



Note: For raised cab version add 1000mm for h<sub>6</sub> and h<sub>7</sub>.



- $r_1$  = radius of swing of container rear corner
- $r_2$  = radius of swing of container front corner
- $W_a$  = outside turning radius of the truck
- $a$  = total operating clearance:
  - = 200 mm (100 mm each side acc. VDI) see VDI line 4-34-3 and 4-34-4
- $V$  = (theoretical) 90° - stacking aisle width, no intrusive stacking:
- $V = r_2 + \text{the larger of } r_1 \text{ or } W_a$
- $Ast$  = (practical) 90° - stacking aisle width, no intrusive stacking and with clearance:
- $Ast = V + a$

# > H8XD-EC6 / H8XD-EC7 / H9XD-EC7 SPECIFICATIONS

			HYSTER		HYSTER		HYSTER	
			H8XD-EC6		H8XD-EC7		H9XD-EC7	
GENERAL	1-1	Manufacturer			HYSTER		HYSTER	
	1-2	Model designation			H8XD-EC6		H8XD-EC7	
	1-3	Drive			Diesel		Diesel	
	1-4	Operator type			Seated		Seated	
	1-5	Load capacity, nominal (1)	Q	kg	8,000		8,000	
	1-5	Load capacity, at max lift height (1, 2)	Q	kg	8,000		8,000	
	1-6	Load centre distance	c <sub>1</sub>	mm	1,220		1,220	
	1-8	Load distance, centre of drive axle to front of side lift spreader	x	mm	1,280		1,280	
	1-9	Wheelbase	y	mm	4,500		4,500	
	1-10	Stacking height at first row (number x container height)	#		6 x 8' 6"		7 x 8' 6"	
1-10	Stacking height at first row (number x container height)	#		5 x 9' 6"		6 x 9' 6"		
WEIGHT	2-1	Service weight			35,508		36,862	
	2-2	Axle loading with load, front / rear			35,313	8,194	36,794	8,068
	2-3	Axle loading without load, front / rear			22,869	12,639	24,350	12,513
WHEELS	3-1	Tyre type			Pneumatic		Pneumatic	
	3-2	Tyre size, front			14.00 - 24 24PR		14.00-24 24PR	
	3-3	Tyre size, rear			14.00 - 24 24PR		14.00-24 24PR	
	3-5	Wheels, number front / rear (x = driven wheels)			x 4	2	x 4	2
	3-6	Tread, front	b <sub>10</sub>	mm	3,282		3,282	
	3-7	Tread, rear	b <sub>11</sub>	mm	2,108		2,108	
	3-7	Tread, rear	b <sub>11</sub>	mm	2,108		2,108	
DIMENSIONS	4-1	Mast tilt, forward / backward	α/β	deg	4	3	4	3
	4-2	Height, mast lowered	h <sub>1</sub>	mm	9,495		10,795	
	4-3	Free lift	h <sub>2</sub>	mm	0		0	
	4-4	Lift	h <sub>3</sub>	mm	13,850		16,450	
	4-4-1	Lift height, minimum (3)	h <sub>3.1.1</sub>	mm	2,318		2,318	
	4-4-2	Lift height, maximum (3)	h <sub>3.1.2</sub>	mm	16,168		18,768	
	4-5	Height, mast extended	h <sub>4</sub>	mm	16,420		19,020	
	4-7	Height of overhead guard (closed cab) (4)	h <sub>6</sub>	mm	3,844		3,844	
	4-7-2	Height of overhead guard (closed cab w/ strobe light)	h <sub>6</sub>	mm	3,976		3,976	
	4-7-3	Height of overhead guard (closed cab w/ work lights)	h <sub>6</sub>	mm	4,035		4,035	
	4-8	Seat height to SIP (5)	h <sub>7</sub>	mm	2,676		2,676	
	4-19	Overall length	l <sub>1</sub>	mm	9,185		9,185	
	4-20	Length to load face of attachment	l <sub>2</sub>	mm	6,747		6,747	
	4-21	Overall width	b <sub>2</sub>	mm	4,110		4,110	
	4-24	Spreader width, retracted/extended	b <sub>3</sub>	mm	6,084	12,218	6,084	12,218
	4-31	Ground clearance, lowest point	m <sub>1</sub>	mm	236		236	
	4-32	Ground clearance, center or wheelbase	m <sub>2</sub>	mm	383		383	
	4-34-3	Aisle width with 20' Container   REDUCED / FULL stroke (6)	Ast <sub>20</sub>	mm	10,737	10,267	10,737	10,267
	4-34-4	Aisle width with 40' Container   REDUCED / FULL stroke (6)	Ast <sub>40</sub>	mm	14,317	14,019	14,317	14,019
4-35	Outside turning radius   REDUCED / FULL stroke	W <sub>a</sub>	mm	6,797	6,327	6,797	6,327	
4-36	Internal turning radius   REDUCED / FULL stroke	b <sub>13</sub>	mm	3,438	2,620	3,438	2,620	
PERFORMANCE	5-1	Travel speed, with / without load			20	25	20	25
	5-1-1	Travel speed, with load locked / without load			On request		On request	
	5-2	Lifting speed, with / without load			0.51	0.68	0.51	0.68
	5-2-1	Lifting speed, with 70% load			0.60		0.60	
	5-3	Lowering speed with / without load			0.55	0.55	0.55	0.55
	5-5	Drawbar pull - 1.6 km/h, with / without load			149	150	148	150
	5-6	Drawbar pull - max, with / without load			179	181	179	180
	5-7	Gradeability - 1.6 km/h, with / without load (7)			37	39	36	38
	5-8	Gradeability - max, with / without load (7)			46	39	44	38
5-9	Acceleration time, with / without load			On request		On request		

(1) Raised cabin may result in reduced capacity since the "carry" height will be higher.

(2) Load capacity at highest container positions may be less, depending on truck model, stacking height and tyres.

(3) Minimum/maximum height of twistlocks.

(4) With cab mounted work lights add 191 mm, with strobe light add 132 mm.

(5) With raised cabin position add 1000 mm.

(6) Includes 200 mm clearance. FULL / REDUCED steer cylinder stroke.

(7) Gradeability figures are provided for comparison of tractive performance, but are not intended to endorse the operation of vehicle on the stated inclines.

# H9XD-EC8 / H9XD-ECD7 / H9XD-ECD8 SPECIFICATIONS



			HYSTER		HYSTER		HYSTER		
<b>GENERAL</b>	1-1	Manufacturer			HYSTER		HYSTER		
	1-2	Model designation			H9XD-EC8		H9XD-ECD7		
	1-3	Drive			Diesel		Diesel		
	1-4	Operator type			Seated		Seated		
	1-5	Load capacity, nominal (1)	Q	kg	9,000		9,000		
	1-5	Load capacity, at max lift height (1, 2)	Q	kg	9,000		9,000		
	1-6	Load centre distance	c <sub>1</sub>	mm	1,220		1,220		
	1-8	Load distance, centre of drive axle to front of side lift spreader	x	mm	1,280		1,309		
	1-9	Wheelbase	y	mm	4,500		4,500		
	1-10	Stacking height at first row (number x container height)	#		8 x 8' 6"		6+1 x 8' 6"		
1-10	Stacking height at first row (number x container height)	#		7 x 9' 6"		5+1 x 9' 6"			
<b>WEIGHT</b>	2-1	Service weight			41,437		39,468		
	2-2	Axle loading with load, front / rear			kg	39,896	10,540	39,088	9,380
	2-3	Axle loading without load, front / rear			kg	25,896	15,540	25,030	14,438
<b>WHEELS</b>	3-1	Tyre type			Pneumatic		Pneumatic		
	3-2	Tyre size, front			14.00 - 24 24PR		14.00 - 24 24PR		
	3-3	Tyre size, rear			14.00 - 24 24PR		14.00 - 24 24PR		
	3-5	Wheels, number front / rear (x = driven wheels)			x 4	2	x 4	2	
	3-6	Tread, front	b <sub>10</sub>	mm	3,507		3,282		
	3-7	Tread, rear	b <sub>11</sub>	mm	2,108		2,108		
	3-7	Tread, rear	b <sub>11</sub>	mm	2,108		2,108		
<b>DIMENSIONS</b>	4-1	Mast tilt, forward / backward	α/β	deg	4 / 3		4 / 3		
	4-2	Height, mast lowered	h <sub>1</sub>	mm	12,095		9,495		
	4-3	Free lift	h <sub>2</sub>	mm	0		0		
	4-4	Lift	h <sub>3</sub>	mm	19,050		13,850		
	4-4-1	Lift height, minimum (3)	h <sub>3.1.1</sub>	mm	2,318		2,472		
	4-4-2	Lift height, maximum (3)	h <sub>3.1.2</sub>	mm	21,368		16,322		
	4-5	Height, mast extended	h <sub>4</sub>	mm	21,620		16,420		
	4-7	Height of overhead guard (closed cab) (4)	h <sub>6</sub>	mm	3,844		3,844		
	4-7-2	Height of overhead guard (closed cab w/ strobe light)	h <sub>6</sub>	mm	3,976		3,976		
	4-7-3	Height of overhead guard (closed cab w/ work lights)	h <sub>6</sub>	mm	4,035		4,035		
	4-8	Seat height to SIP (5)	h <sub>7</sub>	mm	2,676		2,676		
	4-19	Overall length	l <sub>1</sub>	mm	9,185		9,214		
	4-20	Length to load face of attachment	l <sub>2</sub>	mm	6,747		6,776		
	4-21	Overall width	b <sub>2</sub>	mm	4,335		4,110		
	4-24	Spreader width, retracted/extended'	b <sub>3</sub>	mm	6,084	12,218	6,566	12,700	
	4-31	Ground clearance, lowest point	m <sub>1</sub>	mm	236		236		
	4-32	Ground clearance, center or wheelbase	m <sub>2</sub>	mm	383		383		
	4-34-3	Aisle width with 20' Container   REDUCED / FULL stroke (6)	Ast <sub>20</sub>	mm	10,737	10,267	10,766	10,296	
	4-34-4	Aisle width with 40' Container   REDUCED / FULL stroke (6)	Ast <sub>40</sub>	mm	14,317	14,019	14,582	14,281	
4-35	Outside turning radius   REDUCED / FULL stroke	W <sub>a</sub>	mm	6,797	6,327	6,797	6,327		
4-36	Internal turning radius   REDUCED / FULL stroke	b <sub>13</sub>	mm	3,438	2,620	3,438	2,620		
<b>PERFORMANCE</b>	5-1	Travel speed, with / without load		km/h	15.5	25	20	25	
	5-1-1	Travel speed, with load locked / without load		km/h	On request		10	25	
	5-2	Lifting speed, with / without load		m/s	0.46	0.62	0.46	0.62	
	5-2-1	Lifting speed, with 70% load		m/s	0.54		0.54		
	5-3	Lowering speed with / without load		m/s	0.55	0.55	0.55	0.55	
	5-5	Drawbar pull - 1.6 km/h, with / without load		kN	147	149	148	149	
	5-6	Drawbar pull - max, with / without load		kN	178	180	178	180	
	5-7	Gradeability - 1.6 km/h, with / without load (7)		%	31	35	33	39	
	5-8	Gradeability - max, with / without load (7)		%	39	35	40	39	
5-9	Acceleration time, with / without load		sec	On request		On request			

- (1) Raised cabin may result in reduced capacity since the "carry" height will be higher.
- (2) Load capacity at highest container positions may be less, depending on truck model, stacking height and tyres.
- (3) Minimum/maximum height of twistlocks.
- (4) With cab mounted work lights add 191 mm, with strobe light add 132 mm.
- (5) With raised cabin position add 1000 mm.
- (6) Includes 200 mm clearance. FULL / REDUCED steer cylinder stroke.
- (7) Gradeability figures are provided for comparison of tractive performance, but are not intended to endorse the operation of vehicle on the stated inclines.

# > H10XD-ECD8 / H11XD-ECD8 / H11XD-ECD9 SPECIFICATIONS

			HYSTER		HYSTER		HYSTER	
			H10XD-ECD8	H11XD-ECD8	H11XD-ECD8	H11XD-ECD9		
GENERAL	1-1	Manufacturer	HYSTER		HYSTER		HYSTER	
	1-2	Model designation	H10XD-ECD8		H11XD-ECD8		H11XD-ECD9	
	1-3	Drive	Diesel		Diesel		Diesel	
	1-4	Operator type	Seated		Seated		Seated	
	1-5	Load capacity, nominal (1)	Q	kg	10,000	11,000	11,000	
	1-5	Load capacity, at max lift height (1, 2)	Q	kg	10,000	10,840	6,320	
	1-6	Load centre distance	c <sub>1</sub>	mm	1,220	1,220	1,220	
	1-8	Load distance, centre of drive axle to front of side lift spreader	x	mm	1,309	1,309	1,309	
	1-9	Wheelbase	y	mm	4,500	4,500	4,500	
	1-10	Stacking height at first row (number x container height)	#		7+1 x 8' 6"	7+1 x 8' 6"	8+1* x 8' 6"	
1-10	Stacking height at first row (number x container height)	#		6+1 x 9' 6"	6+1 x 9' 6"	7+1* x 9' 6"		
WEIGHT	2-1	Service weight		kg	41,886	42,847	44,198	
	2-2	Axle loading with load, front / rear		kg	42,166   9,719	43,730   10,117	45,207	9,990
	2-3	Axle loading without load, front / rear		kg	26,546   15,339	26,548   16,299	28,025	16,172
WHEELS	3-1	Tyre type			Pneumatic		Pneumatic	
	3-2	Tyre size, front			14.00 - 24 24PR		14.00 - 24 24PR	
	3-3	Tyre size, rear			14.00 - 24 24PR		14.00 - 24 24PR	
	3-5	Wheels, number front / rear (x = driven wheels)			x 4	2	x 4	2
	3-6	Tread, front	b <sub>10</sub>	mm	3,507	3,507	3,507	
	3-7	Tread, rear	b <sub>11</sub>	mm	2,108	2,108	2,108	
	3-7	Tread, rear	b <sub>11</sub>	mm	2,108	2,108	2,108	
DIMENSIONS	4-1	Mast tilt, forward / backward	α/β	deg	4	3	4	3
	4-2	Height, mast lowered	h <sub>1</sub>	mm	10,795	10,795	12,095	
	4-3	Free lift	h <sub>2</sub>	mm	0	0	0	
	4-4	Lift	h <sub>3</sub>	mm	16,450	16,450	19,050	
	4-4-1	Lift height, minimum (3)	h <sub>3.1.1</sub>	mm	2,472	2,472	2,472	
	4-4-2	Lift height, maximum (3)	h <sub>3.1.2</sub>	mm	18,922	18,922	21,522	
	4-5	Height, mast extended	h <sub>4</sub>	mm	19,020	19,020	21,620	
	4-7	Height of overhead guard (closed cab) (4)	h <sub>6</sub>	mm	3,844	3,844	3,844	
	4-7-2	Height of overhead guard (closed cab w/ strobe light)	h <sub>6</sub>	mm	3,976	3,976	3,976	
	4-7-3	Height of overhead guard (closed cab w/ work lights)	h <sub>6</sub>	mm	4,035	4,035	4,035	
	4-8	Seat height to SIP (5)	h <sub>7</sub>	mm	2,676	2,676	2,676	
	4-19	Overall length	l <sub>1</sub>	mm	9,214	9,214	9,214	
	4-20	Length to load face of attachment	l <sub>2</sub>	mm	6,776	6,776	6,776	
	4-21	Overall width	b <sub>2</sub>	mm	4,335	4,335	4,335	
	4-24	Spreader width, retracted/extended	b <sub>3</sub>	mm	6,566   12,700	6,566   12,700	6,566	12,700
	4-31	Ground clearance, lowest point	m <sub>1</sub>	mm	236	236	236	
	4-32	Ground clearance, center or wheelbase	m <sub>2</sub>	mm	383	383	383	
	4-34-3	Aisle width with 20' Container   REDUCED / FULL stroke (6)	Ast <sub>20</sub>	mm	10,766   10,296	10,766   10,296	10,766	10,296
	4-34-4	Aisle width with 40' Container   REDUCED / FULL stroke (6)	Ast <sub>40</sub>	mm	14,582   14,281	14,582   14,281	14,582	14,281
4-35	Outside turning radius   REDUCED / FULL stroke	W <sub>a</sub>	mm	6,797   6,327	6,797   6,327	6,797	6,327	
4-36	Internal turning radius   REDUCED / FULL stroke	b <sub>13</sub>	mm	3,438   2,620	3,438   2,620	3,438	2,620	
PERFORMANCE	5-1	Travel speed, with / without load		km/h	20	25	20	25
	5-1-1	Travel speed, with load locked / without load		km/h	10	25	10	25
	5-2	Lifting speed, with / without load		m/s	0.46	0.62	0.46	0.62
	5-2-1	Lifting speed, with 70% load		m/s	0.54	0.54	0.54	
	5-3	Lowering speed with / without load		m/s	0.55	0.55	0.55	0.55
	5-5	Drawbar pull - 1.6 km/h, with / without load		kN	147	149	147	148
	5-6	Drawbar pull - max, with / without load		kN	178	179	177	179
	5-7	Gradeability - 1.6 km/h, with / without load (7)		%	30	37	28	36
	5-8	Gradeability - max, with / without load (7)		%	37	37	35	36
5-9	Acceleration time, with / without load		sec	On request		On request		

(1) Raised cabin may result in reduced capacity since the "carry" height will be higher.

(2) Load capacity at highest container positions may be less, depending on truck model, stacking height and tyres.

(3) Minimum/maximum height of twistlocks.

(4) With cab mounted work lights add 191 mm, with strobe light add 132 mm.

(5) With raised cabin position add 1000 mm.

(6) Includes 200 mm clearance. FULL / REDUCED steer cylinder stroke.

(7) Gradeability figures are provided for comparison of tractive performance, but are not intended to endorse the operation of vehicle on the stated inclines.

\* Please contact your Hyster dealer / manufacturer.

GENERAL	1-1	Manufacturer			HYSTER
	1-2	Model designation			H6-8XD-EC6-8 / H8-11XD-ECD7-9
	1-3	Drive			Diesel

ENGINE	7-1	Engine manufacturer / model			Cummins / QSB 6.7
	7-1a	Emission legislation			Stage IIIA
	7-2	Engine power rated to ISO 1585		kW	164
	7-2-1	Engine power, maximum		kW	172
	7-3	Rated speed		min <sup>-1</sup>	2,000
	7-3-1	Engine torque @rpm		Nm/min <sup>-1</sup>	949 @ 1500
	7-4	Number of cylinders / displacement		# / cm <sup>3</sup>	6 / 6,690
		Turbocharger		Type	Wastegate, water cooled
	7-8	Alternator output		Amps	120
	7-9	Electrical system voltage		V	24
7-10	Battery voltage, rated capacity		V / Ah	24 / 102	

DRIVE	8-1	Drive control / Transmission		Type / #	Hydrodynamic Transmission
	8-2	Transmission manufacturer / type		Type / #	ZF 5WG211
	8-4	Transmission speeds forward / backward		#	5 / 3
	8-5	Coupling		Type	Torque Converter
	8-6	Wheel drive / drive axle manufacturer / type		Type / #	AxleTech / PRC 1756W3H
	8-11	Service brake		Type	Oil immersed (wet) disc
	8-12	Parking brake		Type	Spring applied, dry disc on drive axle

SPREADER	9-1	Spreader manufacturer / type		Type / #	Elme / 588 TB MPS	Elme / 584 LD PPS
	9-1-1	Pile slope, mechanical without PPS		mm	205	192
	9-1-2	Pile slope, total with PPS		degrees	-	+/- 6
	9-2	Size of containers		ft	ISO 20' - 40'	
	9-4	Side shift	b <sub>g</sub>	mm	+ 600 / - 600	
	9-4-1	Telescoping time, extend / retract		seconds	14 / 16	

MISC	10-1	Operating pressure for attachments		bar	22.5
	10-2	Oil volume for attachments		l/m	60
	10-3	Hydraulic tank capacity		l	268
	10-4	Fuel tank capacity		l	350
	10-5	Steering design			Hydraulic power steering
	10-6	Number of steering rotation			5.0
	10-7	Sound pressure level at driver's seat	Lpaz		dB(A)

### NOTES:

Specifications are affected by the condition of the vehicle and how it is equipped, as well as the nature and condition of the operating area. Inform your dealer of the nature and condition of the intended operating area when purchasing your Hyster® truck.

- (1) Raised cabin may result in reduced capacity since the "carry" height will be higher.
- (2) Load capacity at highest container positions may be less, depending on truck model, stacking height and tyres.
- (3) Minimum/maximum height of twistlocks.
- (4) With cab mounted work lights add 6" / 132 mm.
- (5) With raised cabin position add 39" / 1000 mm.
- (6) Includes 8" / 200 mm clearance. FULL / REDUCED steer cylinder stroke.
- (7) Gradeability figures are provided for comparison of tractive performance, but are not intended to endorse the operation of vehicle on the stated inclines.

All capacities are according to EN1551.

All specifications and capacities are valid for trucks equipped with a Hyster® container handling spreader for handling ISO containers.

### NOTICE:

Care must be exercised when handling elevated loads. Operators must be trained and must read, understand and follow the instructions contained in the Operating Manual.

All values are nominal values and they are subject to tolerances. For further information, please contact the manufacturer.

Hyster products are subject to change without notice.


Lift trucks illustrated may feature optional equipment.

Values may vary with alternative configurations.

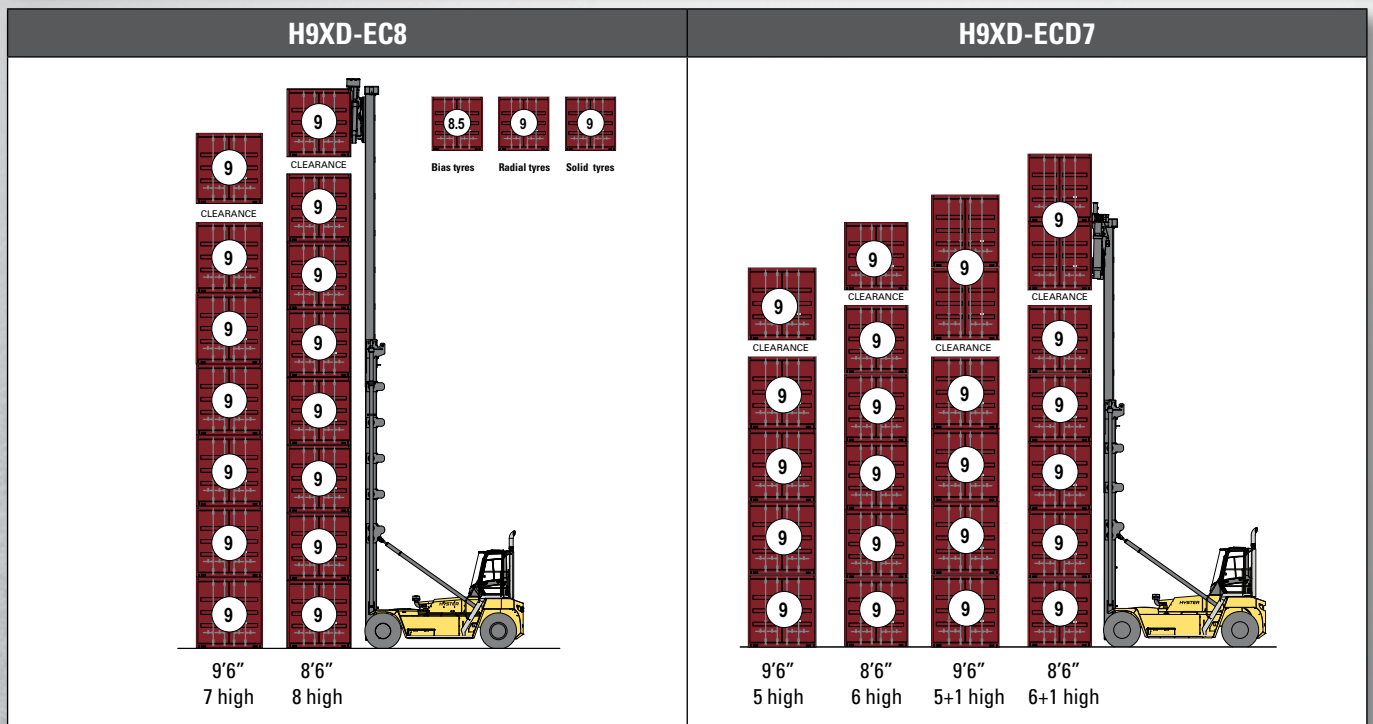
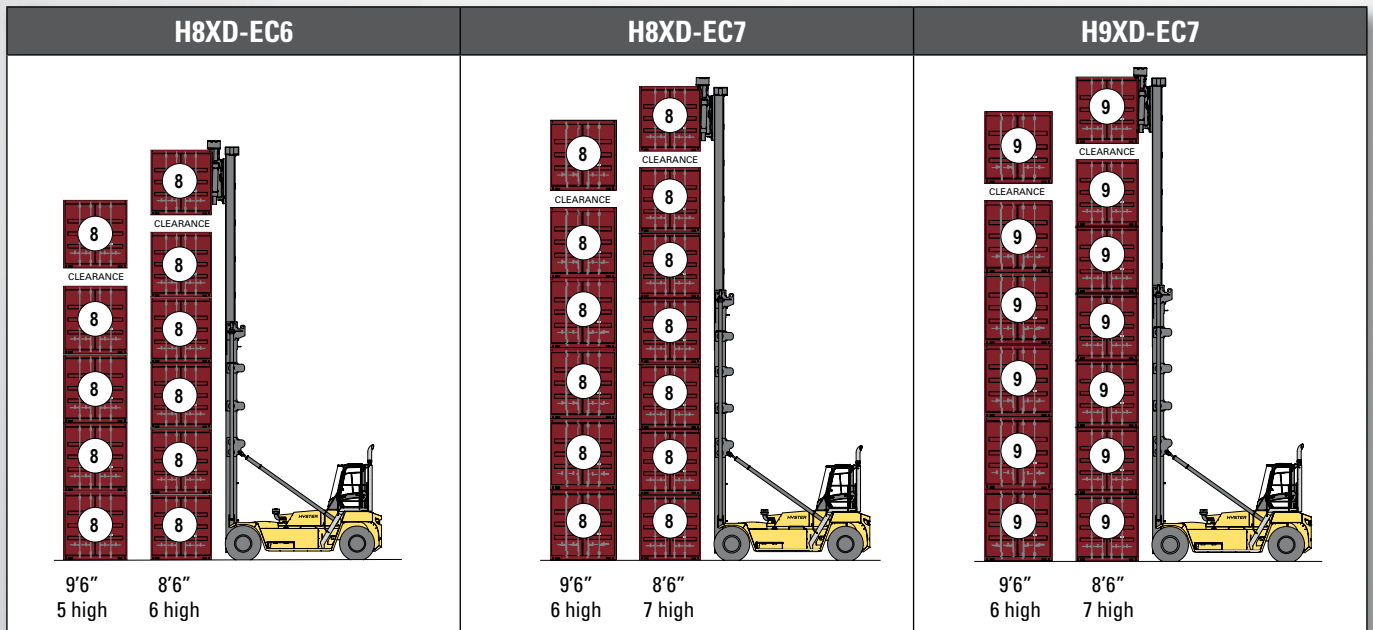
*CERTIFICATION: Hyster lift trucks meet the design and construction requirements of B56.1-1969, per OSHA Section 1910.178(a)(2), and also comply with the B56.1 revision in effect at time of manufacture. Certification of compliance with the applicable ANSI standards appears on the lift truck. Performance specifications are for a truck equipped as described under Standard Equipment on this Technical Guide. Performance specifications are affected by the condition of the vehicle and how it is equipped, as well as by the nature, condition of the operating area, proper service and maintenance of the vehicle. If these specifications are critical, the proposed application should be discussed with your dealer.*

NOTE: Specifications, unless otherwise listed, are for a standard truck without optional equipment.

Specification data is based on VDI 2198.

 **Safety:** This truck conforms to the current EU and ANSI requirements.

## > RATED CAPACITIES AND STACKING HEIGHTS

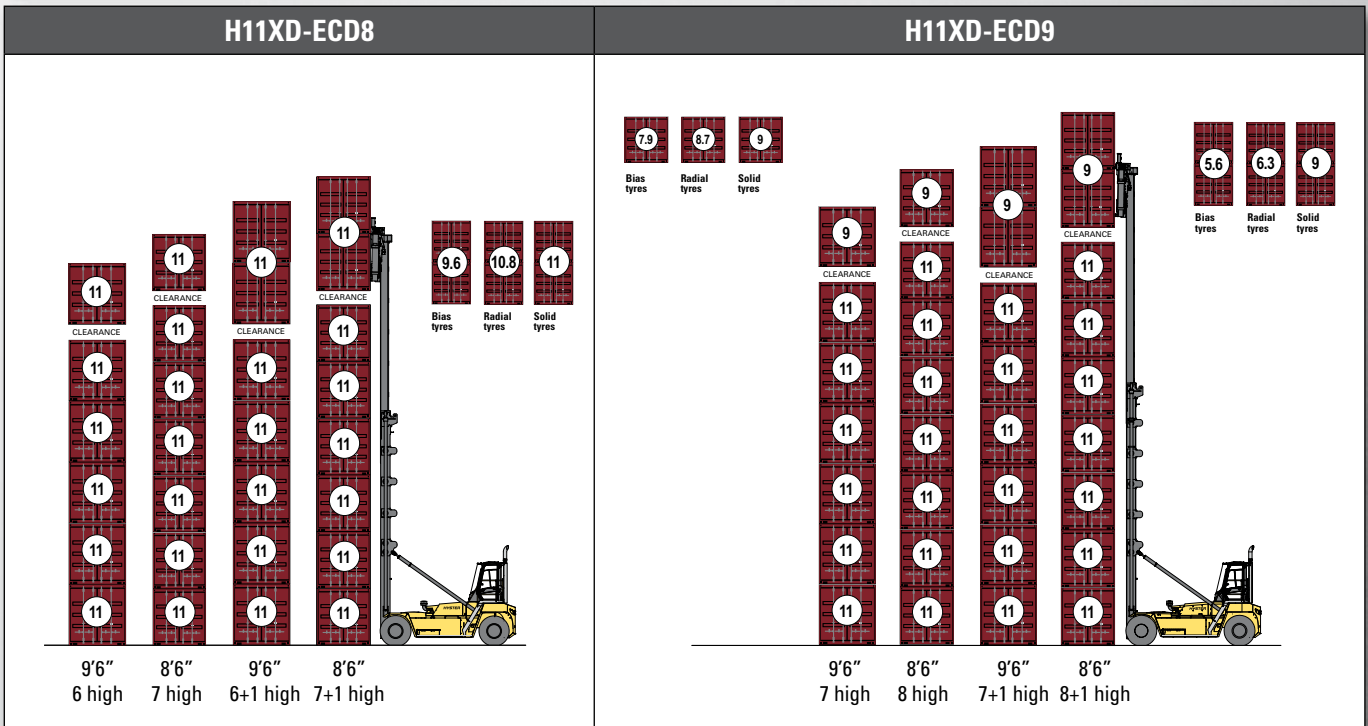
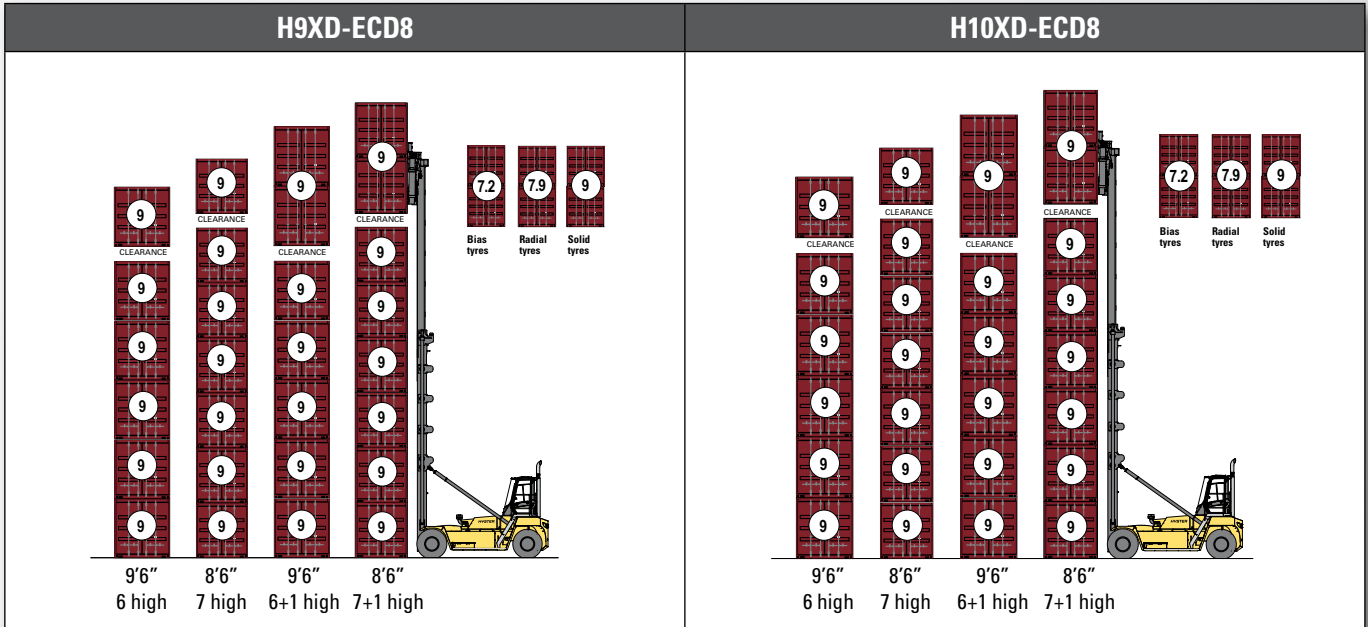


## > SINGLE CONTAINER SPREADER

SINGLE CONTAINER SPREADER 588 TB	
<p>Single handling container spreader Vertical Twistlocks.</p> <p>Suitable for:</p> <ul style="list-style-type: none"> <li>• 20' or 40' ISO containers of 8' (2.44 m) width</li> <li>• With speed limitation for laden/unladen.</li> </ul> <p>Not suitable for:</p> <ul style="list-style-type: none"> <li>• Approx. 2.45 - 2.60 m wide "CPC" containers (Cellular Pallet-wide Containers) with non-ISO corner castings.</li> <li>• Approx. 2.45 - 2.50 m wide "pallet-wide" 20' or 40' containers, with ISO-like 'chamfered' corner castings.</li> </ul>	



# RATED CAPACITIES AND STACKING HEIGHTS



# DOUBLE CONTAINER SPREADER



DOUBLE CONTAINER SPREADER 584 LD		
		<p>Double handle container spreader.</p> <ul style="list-style-type: none"> <li>• Picking container(s) at the front (hooks) and side (clamps) of the corner castings.</li> <li>• With speed limitation for laden/unladen.</li> <li>• With speed limitation for locked/un-locked.</li> <li>• With first and second container presence sensing.</li> </ul>
		

## > OPTIONAL SPREADERS AND ENGAGEMENT SYSTEMS

### SINGLE CONTAINER SPREADER 586 TB

		<p>Single container handling spreader Vertical Twistlocks Removable "inset" container blocks Suitable for:</p> <ul style="list-style-type: none"> <li>• 20' or 40' ISO containers of 8' (2.44 m) width</li> <li>• Approx. 2.45-2.55 m tank containers, wide "pallet-wide" 20' or 40' containers, swap bodies.</li> <li>• Approx. 2.45-2.60 m wide "CPC" containers (Cellular Pallet-wide Containers) with non-ISO top corners castings.</li> <li>• With speed limitation for laden/unladen.</li> </ul>
---	--	--

### SINGLE CONTAINER SPREADER 589 TB

		<p>Single container handling spreader Vertical Twistlocks Forward Reach function on the twistlocks (100-176 mm) Suitable for:</p> <ul style="list-style-type: none"> <li>• 20' or 40' ISO containers of 8' (2.44 m) width</li> <li>• Approx. 2.45-2.55 m tank containers, wide "pallet-wide" 20' or 40' containers, swap bodies.</li> <li>• Approx. 2.45-2.50 m wide "pallet-wide" 20' or 40' containers, with ISO-like 'chamfered' corner castings.</li> <li>• Approx. 2.45-2.60 m wide "CPC" containers (Cellular Pallet-wide Containers) with non-ISO top corners castings.</li> <li>• With speed limitation for laden/unladen.</li> </ul>
--	---	---

Note: All single handler spreaders are equipped with mechanically action pile slope (MPS). Optional powered pile slope available (PPS).

### DOUBLE CONTAINER SPREADER 582 LS

		<p>Double handle container spreader.</p> <ul style="list-style-type: none"> <li>• Picking container(s) at the front of the corner castings (enabling block stacking)</li> <li>• Top twistlock is extendable/retractable</li> <li>• No speed limits without container</li> <li>• Speed limiter 20km/h if one or two 20-40ft containers handling (laden)</li> </ul>
---	--	---

### DOUBLE CONTAINER SPREADER 584 LF

		<p>Double handle container spreader.</p> <ul style="list-style-type: none"> <li>• Picking container(s) at the front (hooks) and side (clamps) of the corner castings</li> <li>• One or two ISO and Binnen container(s) 20-40ft.</li> <li>• One 45ft container in 40ft position</li> <li>• Includes first and second container presence sensing (indicating laden or unladen status for bottom and top container separately)</li> <li>• Includes fill-out pin and sensor to supplement hook, in order to ensure container engagement</li> <li>• No speed limits without container</li> <li>• Speed limiter 20km/h if one or two 20-40ft containers handling (laden)</li> <li>• With 10km/h or 6mp/h speed limit if side hooks are open (un-locked)</li> <li>• Speed limit 20 km/h with 45 ft container with fill-out pin</li> </ul>
---	--	--

Note: All double handler spreaders are equipped with powered pile slope (PPS)

# FEATURES AND OPTIONS



PERFORMANCE	STD	OPT
Cummins QSB 6.7 Stage IIIA Diesel Engine 172 kW @ 2000 rpm	X	
120 amp alternator	X	
Powertrain protection system	X	
Overhead Exhaust		X
Hydrodynamic 5-speed ZF WG211 Transmission	X	
Drive axle with Oil immersed brakes	X	
Heavy Duty AxleTech PRLC 1756 Drive Axle b2 = 4.112 mm	X	
Heavy Duty AxleTech PRLC 1756 Wide Drive Axle b2 = 4.337 mm *	X	X
DRIVE	STD	OPT
Conditional Travel Speed Limiter on load, pre-set to 20 km/h	X	
Conditional Travel Speed Limiter on un-locked, pre-set to 10 km/h	X	
Conditional Travel Speed Limiter if mast is not fully tilted backward, pre-set to 10 km/h		X
Conditional Travel Speed Limiter if mast is not fully tilted backward and/or container (bottom) raised higher than 4700mm, Pre-set To 10 km/h		X
Speed Limiter - Unconditional and Customer adjustable from 5 km/h - 20 km/h		X
Steer Axle with Full Stroke for tight turning radius	X	
Steer Axle with Reduced Stroke for longer tyre life		X
14.00 - R24 Michelin XZM Radial Drive Tyres		X
14.00 - 24 Solid Drive Tyres		X
14.00 - R24 Trelleborg Radial Drive Tyres		X
14.00 - 24 24 Pneumatic Bias Drive Tyres	X	
Steer Axle with Wheel Nut Protection		X
Spare wheels and tyres		X
LIFT	STD	OPT
2 Stage Non Free Lift Mast	X	
On-Demand Load Sensing Hydraulic System	X	
Automatic Throttle-up when lifting (in neutral or inching)	X	
Variable lap mast for low roller forces	X	
2 cylinder / 2 chain design	X	
4° Forward / 3° Back Mast Tilt	X	
Hydraulic Temperature Protection with Performance de-rate		X
Hydraulic Accumulator	X	
HANDLING	STD	OPT
Single handling Side lift Spreader 586TB Telescopic 20-40ft with with vertical Twistlocks and removable spacer block for wide container		X
Single handling Side lift Spreader 588TB Telescopic 20-40ft with with vertical Twistlocks for standard wide container	X	
Single handling Side lift Spreader 589TB Telescopic 20-40ft with with vertical and moveable +/- 76 mm Twistlocks for wide container		X
Double handling Side lift Spreader 584LD Telescopic 20-40ft with Hook and Side Clamps with one Container detection	X	
Double handling Side lift Spreader 584LB Telescopic 20-40ft with Hook and Side Clamps and 1 Container detection		X
Double handling Side lift Spreader 584LF Telescopic 20-40ft with Hook and Side Clamps and 2 Container detection and locking pin.	X	
Double handling Side lift Spreader 582LA Telescopic 20-40ft with double horizontal Twistlocks and Powered Pile Slope		X
Mast Height Sensor		X
Powered Pile Slope	X	X
Pressure Compensated Lowering	X	
Automated One-touch Spreader Extend/Retract (20'-40')		X
Mechanical Mast Tilt Indicator		X
ERGONOMICS	STD	OPT
Enclosed Operator Cabin with Heating	X	
Enclosed Operator Cabin with Automatic Climate Control		X
Standard Cab Position	X	
Standard Cab Position with automatic tip-up		X
Raised Cab Position		X
Raised Cab Position with automatic tip-up		X
Manual Cab Tilt	X	
Electrically Powered Cab Tilt		X
Mechanical Suspension Cloth Seat	X	
Mechanical Suspension Vinyl Seat		X
Air Suspension Cloth Seat		X
Air Suspension Vinyl Seat		X
Deluxe Air Suspension Vinyl Seat with Head Rest		X
Deluxe Air Suspension Cloth Seat with Head Rest		X
Deluxe Air Suspension Seat with Cloth Cover, Heating and Ventilation		X
Lateral Sliding Mechanism for Operator Seat		X
High and Adjustable Seat Backrest		X
Hi-Vis Red 2 Point Seat Belt	X	
Hi-Vis Red 3 Point Seat Belt		X
I - Type Single Blade Wiper on Front Windscreen	X	
H-Type double Blade Wiper on Front Windscreen		X
Digital 7" Display	X	
Dual Digital 7" Display		X
Hydraulics controlled by Joystick	X	
Directional Lever		X
Directional Control on Joystick	X	
Steering Wheel with Spinner Knob	X	
Park Brake - Manual	X	
DC/DC 12/24V Converter with 1 (or 2) Power Socket and 2 USB Outlets		X
Non-Dimmable Interior Light		X
Reading Light		X
USB outlet inside armrest	X	

ERGONOMICS (continued)	STD	OPT
Top and Rear Screen Roller Sunshade		X
2 each Sun Visors for Front Window		X
Trainer Seat with Cloth Cover and 2-point High-Visibility Seatbelt		X
Recirculation Fan		X
Accessory Mounting Bar on A-Pillar		X
Document Holder		X
Heated Rear Window		X
Heated Top and Rear Windows		X
Heated Top Window		X
Top Window with Armoured Glass (FOPS Certified)	X	
Top Window with Armoured Glass (FOPS Certified) and Additional Steel Bars		X
Radio Preparation with 2 Speakers and Antenna		X
Bluetooth Radio With 2 Speakers And Antenna		X
VISIBILITY	STD	OPT
2 Parabolic Mirrors in cab	X	
2 External Mirrors on cab handrail mounted Exterior Wide Angle Mirrors		X
2 External Mirrors on Front Fenders	X	
Rear Mounted Colour Camera with front mounted LCD Display		X
Rear Mounted Colour Camera with rear mounted LCD Display		X
Lights: 4 Halogen Drive lights, position and direction lights on Front Fender / 4 Halogen work lights Cab Mounted Front / 2 Halogen Cab Mounted rear / rear ward cluster only with stop, Tail, Indicator & Reverse lights inclusive hazard function	X	
Lights: 4 LED Drive lights, position and direction lights Front Fender / 4 LED Cab Mounted Front / 2 LED Cab Mounted rear / rear ward cluster only with stop, Tail, Indicator & Reverse lights inclusive hazard function		X
Lights: 4 LED Drive lights, position and direction lights Front Fender / 4 HP LED Cab Mounted Front / 2 HP LED Cab Mounted rear / rear ward cluster only with stop, Tail, Indicator & Reverse lights inclusive hazard function		X
2 Additional LED Spreader Work Lights Pointed Towards The Corner Castings		X
OPERATION	STD	OPT
Air Horn 112 dBA	X	
Audible Alarm – Reverse direction activated 82–102 dB(A), self-adjusting	X	
Visible Alarm – Amber strobe light	X	
Blue LED Spotlight – Rear – Reverse Direction Activation		X
Truck Start – Key switch with Start Button – without Seatbelt Interlock	X	
Truck Start – Key switch with Start Button – with Seatbelt Interlock non-sequenced		X
Tyre Pressure Monitoring System		X
Stainless Steel Strainer In Fuel Neck		X
Jump Start Connector to Battery		X
Automatic Truck Shutdown with Timer		X
Delayed Engine Shutdown for Turbo Cooldown		X
Air conditioning shut-off with open door		X
Lockable Fuel Cap		X
Non-Lockable Fuel Cap	X	
Hyster Tracker Wireless Monitoring	X	
Hyster Tracker Wireless Verification		X
Hyster Tracker Wireless Access		X
Automatic Greasing System for Base Truck, Outer Mast and Centralised Greasing System for Inner Mast		X
Greasing Spreader		X
Fuses Partially Replaced by Electric Circuit Breakers		X
Operator password (display) for Truck Start		X
Engine Oil Level on Dipstick	X	
Front Mud Guards		X
Rear Mud Guards		X
Front and Rear Mud Guards		X
Stacker Cone Storage Box (on the right hand side of the running board)		X
APPEARANCE	STD	OPT
Hyster yellow paint base truck	X	
Special Colour		X
SUPPLEMENTAL	STD	OPT
Literature Pack *	X	
CE Certification		X
12 Months / 2,000 Hours Manufacturers Warranty		X
24 Months / 4000 Hours Extended Warranty	X	
24 months / 4,000 Hours Manufacturer's Warranty inclusive with Hyster Tracker Wireless Monitoring		X

\* All single handler spreaders are equipped with mechanically action pile slope (MPS). Optional powered pile slope available (PPS).

\*\* All double handler spreaders are equipped with powered pile slope (PPS). Other options available through Special Products Engineering Department (SPED). Contact Hyster for details.

# STRONG PARTNERS. TOUGH TRUCKS.™

FOR DEMANDING OPERATIONS, EVERYWHERE.

Hyster supplies a complete range of warehouse equipment, IC and electric counterbalanced trucks, container handlers and reach stackers. Hyster is committed to being much more than a lift truck supplier.

Our aim is to offer a complete partnership capable of responding to the full spectrum of material handling issues: Whether you need professional consultancy on your fleet management, fully qualified service support, or reliable parts supply, you can depend on Hyster.

Our network of highly trained dealers provides expert, responsive local support. They can offer cost-effective finance packages and introduce effectively managed maintenance programmes to ensure that you get the best possible value. Our business is dealing with your material handling needs so you can focus on the success of your business today and in the future.



## HYSTER EUROPE

Centennial House, Frimley Business Park, Frimley, Surrey, GU16 7SG, England.

Tel: +44 (0) 1276 538500



[www.hyster.eu](http://www.hyster.eu)



[infoeurope@hyster.com](mailto:infoeurope@hyster.com)



[/HysterEurope](https://www.facebook.com/HysterEurope)





[@HysterEurope](https://twitter.com/HysterEurope)



[/HysterEurope](https://www.youtube.com/HysterEurope)



HYSTER-YALE UK LIMITED trading as Hyster Europe. Registered Address: Centennial House, Building 4.5, Frimley Business Park, Frimley, Surrey GU16 7SG, United Kingdom. Registered in England and Wales. Company Registration Number: 02636775.

©2020 HYSTER-YALE UK LIMITED, all rights reserved. HYSTER, , STRONG PARTNERS. TOUGH TRUCKS., MONOTROL and  are trademarks of HYSTER-YALE Group, Inc. Hyster products are subject to change without notice. Forklift trucks illustrated may feature optional equipment.