


SVETRUCK®

True Quality



Forklifts
Container Handlers
Logstackers

Technical description



A chain of Quality.

Since 1977, we have designed durable, service-friendly and reliable forklifts. We look to the future and want to safeguard our reputation for reliability, which has made us one of the world's leading forklift manufacturers. Our fundamental approach to quality combined with 30 years' solid experience gives us the opportunity to offer the market strong, reliable and durable solutions for efficient material handling.

Each Svetruck is built to suit the conditions under which it will operate. The starting point is to find a balance in the interaction between man, technology and machine. We build comfortable and safe workplaces that guarantee operators a good day at work. Smooth control of all functions, optimum visibility of the working area and a machine that can perform demanding tasks.

At our facility in Ljungby we manufacture forklifts, container handlers and logstackers. We are a global company that supplies machines to every corner of the world.



CONTENTS

SVETRUCK 10 -14 tons	4
SVETRUCK 12 - 18 tons	6
SVETRUCK CS - ECS	8
SVETRUCK 18 - 30 tons	10
SVETRUCK 32 - 52 tons	12
SVETRUCK TMF	14
Liftmasts and fork carriages	16
Operator environment	21
Load diagrams and lifting heights	22
Dimensions	24

SVETRUCK 10 – 14



Svetruck 1260-30



Svetruck 1260-30



Svetruck 1460-33

Model		1060-28*	1060-30	1260-30	1260-32	1460-33	
Lifting capacity							
1	Q Load	ton	10	10	12	12	14
Load centre							
2	c	mm	600	600	600	600	600
Lifting height telescopic mast							
3	h3 Standard***	mm	4000	4000	4000	4000	4000
Tilt							
4	Forward α / backwards β	°	10/10	10/10	10/10	10/10	10/10
Fork length							
5	L1**	mm	1500	1500	1500	1500	1500
Fork arm width/thickness							
6	b x s **	mm	200x65	200x65	200x70	200x70	200x75
Distance between forks							
7	b1 max-min	mm	2310-620	2310-620	2310-620	2310-620	2310-620
Overall dimensions							
8	L2 Length incl. forkshafts	mm	4375	4575	4580	4780	4885
9	B Width	mm	2485	2485	2485	2485	2485
10	h1 Closed height	mm	3475	3475	3475	3475	3475
11	h4 Extended height	mm	5475	5475	5475	5475	5475
12	h2 Height over cabin	mm	3100	3100	3100	3100	3100
Turning radius							
13	Wa	mm	4000	4200	4200	4400	4500
Load arm							
14	x from center of driveaxle	mm	1450	1450	1455	1455	1460
90°-stacking aisle							
15	Ast 4 with forklength acc. to pos 8	mm	6550	6750	6755	6955	8060
Driving and lifting performance							
16	Driving speed fws/rev.	km/h	30/30	30/30	30/30	30/30	30/30
17	Lifting speed with/without load	m/sec	0.40/0.44	0.40/0.44	0.40/0.44	0.40/0.44	0.40/0.44
18	Lowering speed with/without load	m/sec	0.40/0.30	0.40/0.30	0.40/0.30	0.40/0.30	0.40/0.30
Draw bar pull							
19	In carriage loaded	kN	130	130	130	130	130
Climbing performance							
20	With/without load	%	59/59	59/59	49/49	49/49	45/45
Total weight							
21	Standard equipped***	kg	14500	14000	15300	15000	16100
Axle load							
22	Driveaxle with/without load	kg	23000/ 7800	22550/ 7750	25550/ 7750	25350/ 7900	27850/ 8050
23	Steeraxle with/without load	kg	1500/ 6700	1450/ 6250	1750/ 7550	1650/ 7100	1850/ 8050
Tyres							
24	Dimension/ drivewheels		11.00x20"	11.00x20"	11.00x20"	11.00x20"	11.00x20"
25	Dimension/ steerwheels		11.00x20"	11.00x20"	11.00x20"	11.00x20"	11.00x20"
Wheelbase							
26	y	mm	2800	3000	3000	3200	3300
Track							
27	Driveaxle/steeraxle	mm	1855/2010	1855/2010	1855/2010	1855/2010	1855/2010
Ground clearance							
28	m2 under liftmast	mm	225	225	225	225	225
29	m1 mid forklift	mm	290	290	290	290	290
Brakes							
30	Mainbrake		Wet disc brakes	Wet disc brakes	Wet disc brakes	Wet disc brakes	Wet disc brakes
31	Parkingbrake		Spring brake	Spring brake	Spring brake	Spring brake	Spring brake
Engine							
32	Manufacturer		Cummins	Cummins	Cummins	Cummins	Cummins
Alternator							
33	AC	Watt	2240	2240	2240	2240	2240
Battery							
34	Voltage/capacity	V/Ah	24/110	24/110	24/110	24/110	24/110
Transmission							
35	Type		Converter	Converter	Converter	Converter	Converter
36	Type of gearshift		Automatic	Automatic	Automatic	Automatic	Automatic
37	Number of gears fws/rev.		4/3	4/3	4/3	4/3	4/3
38	Model		ZF Ergopower	ZF Ergopower	ZF Ergopower	ZF Ergopower	ZF Ergopower
39	Operating pressure	kPa	14000	14000	16000	16000	17500
Fuel tank							
40	Volume	Litre	145	180	180	215	235

Engine alternatives

Cummins or Volvo engines on request.

* Compact machine with limited liftheight.

** Upon request.

*** Dependent on specification

SVETRUCK 12 – 18



Svetruck 16120-38



Svetruck 1560-33



Svetruck 16120-38



Svetruck 15120-35



Svetruck 13⁶120-35

Model		1560-33	1660-35	12120-35	1590-35	13 ⁶ 120-35	15120-35	16120-38	1875-33	
Lifting capacity										
1	Q Load	ton	15	16	12	15	13,6	15	16	18
Load centre										
2	c	mm	600	600	1200	900	1200	1200	1200	750
Lifting height telescopic mast										
3	h3 Standard**	mm	4000	4000	4000	4000	4000	4000	4000	4000
Tilt										
4	Forward α / backwards β	°	10/10	10/10	10/10	10/10	10/10	10/10	10/10	10/10
Fork length										
5	L1*	mm	1500	1500	2500	2500	2500	2500	2500	2500
Fork arm width/thickness										
6	b x s *	mm	200x75	200x75	200x100	200x85	200x100	200x100	200x100	200x85
Distance between forks										
7	b1 max-min	mm	2340-620	2340-620	2340-620	2340-620	2340-620	2340-620	2340-620	2340-620
Overall dimensions										
8	L2 Length incl. forkshaft	mm	4910	5110	5135	5120	5135	5135	5435	4920
9	B Width	mm	2530	2530	2530	2530	2530	2530	2530	2530
10	h1 Closed height	mm	3650	3650	3650	3650	3650	3650	3650	3650
11	h4 Extended height	mm	5650	5650	5650	5650	5650	5650	5650	5650
12	h2 Height over cabin	mm	3130	3130	3130	3130	3130	3130	3130	3130
Turning radius										
13	Wa	mm	4600	4800	4800	4800	4800	4800	5100	4600
Load arm										
14	x from center of driveaxle	mm	1485	1485	2110	1795	2110	2110	2110	1645
90°-stacking aisle										
15	Ast 4 with forklength acc. to pos 8	mm	7185	7385	8410	8395	8410	8410	8710	8195
Driving and lifting performance										
16	Driving speed fws/rev.	km/h	30/30	30/30	30/30	30/30	30/30	30/30	30/30	30/30
17	Lifting speed with/without load	m/sec	0.31/0.34	0.31/0.34	0.31/0.34	0.31/0.34	0.31/0.34	0.31/0.34	0.31/0.34	0.31/0.34
18	Lowering speed with/without load	m/sec	0.40/0.30	0.40/0.30	0.40/0.30	0.40/0.30	0.40/0.30	0.40/0.30	0.40/0.30	0.40/0.30
Draw bar pull										
19	In carriage loaded	kN	125	125	125	125	125	125	125	125
Climbing performance										
20	With/without load	%	37/37	36/36	41/41	36/36	36/36	33/33	32/32	31/31
Total weight										
21	Standard equipped**	kg	18500	18500	19100	19700	20400	21500	21300	20300
Axle load										
22	Driveaxle with/without load	kg	31500/9700	32500/9700	28900/9700	32400/9700	31550/9750	33750/9750	34650/9750	36500/9500
23	Steer axle with/without load	kg	2000/8800	2000/8800	2200/9400	2300/10000	2450/10650	2750/11750	2650/11550	1800/10800
Tyres										
24	Dimension/ drivewheels		12.00x20"	12.00x20"	12.00x20"	12.00x20"	12.00x20"	12.00x20"	12.00x20"	12.00x20"
25	Dimension/ steerwheels		12.00x20"	12.00x20"	12.00x20"	12.00x20"	12.00x20"	12.00x20"	12.00x20"	12.00x20"
Wheelbase										
26	y	mm	3300	3500	3500	3500	3500	3500	3800	3300
Track										
27	Driveaxle/steeraxle	mm	1855/1990	1855/1990	1855/1990	1855/1990	1855/1990	1855/1990	1855/1990	1855/1990
Ground clearance										
28	m2 under liftmast	mm	225	225	225	225	225	225	225	225
29	m1 mid forklift	mm	315	315	315	315	315	315	315	315
Brakes										
30	Mainbrake		Wet disc brakes	Wet disc brakes	Wet disc brakes	Wet disc brakes	Wet disc brakes	Wet disc brakes	Wet disc brakes	Wet disc brakes
31	Parkingbrake		Spring brake	Spring brake	Spring brake	Spring brake	Spring brake	Spring brake	Spring brake	Spring brake
Engine										
32	Manufacturer		Cummins	Cummins	Cummins	Cummins	Cummins	Cummins	Cummins	Cummins
Alternator										
33	AC	Watt	2240	2240	2240	2240	2240	2240	2240	2240
Battery										
34	Voltage/capacity	V/Ah	24/110	24/110	24/110	24/110	24/110	24/110	24/110	24/110
Transmission										
35	Type		Converter	Converter	Converter	Converter	Converter	Converter	Converter	Converter
36	Type of gearshift		Automatic	Automatic	Automatic	Automatic	Automatic	Automatic	Automatic	Automatic
37	Number of gears fws/rev.		4/3	4/3	4/3	4/3	4/3	4/3	4/3	4/3
38	Model		ZF Ergopower	ZF Ergopower	ZF Ergopower	ZF Ergopower	ZF Ergopower	ZF Ergopower	ZF Ergopower	ZF Ergopower
39	Operating pressure	kPa	17000	17500	14000	17000	16000	17000	17500	18000
Fuel tank										
40	Volume	Litre	235	270	270	270	270	270	325	235

Engine alternatives

Cummins or Volvo engines on request.

* Upon request.

** Dependent on specification.

SVETRUCK CS – ECS



Svetruck 16CS 4H



Svetruck ECS 6H



Svetruck ECS 7H



Svetruck 16CS 5H

Svetruck ECS 6H

Model		16CS 4H	16CS 5H	ECS 5H	ECS 6H	ECS 7H
Lifting capacity						
1	Q Load – Integrated container spreader	ton	8	8	9	9
Load centre						
3		mm	1220	1220	1220	1220
Lifting height telescopic mast						
4	h3 Standard – Number 8'6"/9'6" containers *	mm	4/9000/10000	5/11600/12500	5/11600/12500	6/14000/15500
Tilt						
5	Standard, Forward α / backwards β	°	4/4	4/4	4/5	4/5
Overall dimensions						
9	L2 Length incl. container spreader	mm	5950	5950	6800	6800
10	B Width	mm	3500	3500	4100	4100
11	h1 Closed height – Number 8'6"/9'6" containers	mm	4/6370/6870	5/7670/8120	5/8075/8525	6/9275/10025
12	h4 Extended height – Number 8'6"/9'6" containers	mm	4/10870/11870	5/13470/14370	5/13875/14775	6/16275/17775
13	h2 Height over cabin (std. side mounted)****	mm	4155	4155	4215	4215
Turning radius						
14	Wa	mm	5600	5600	6400	6400
Load arm						
15	x from center of driveaxle	mm	1230	1230	1280	1280
90°-stacking aisle						
16	Min. aisle width for 90° stacking 20' container	mm	9400	9400	10200	10200
	Min. aisle width for 90° stacking 40' container	mm	13900	13900	14000	14000
Driving and lifting performance						
17	Driving speed fws/rev.	km/h	25/25	25/25	25/25	25/25
18	Lifting speed, Integrated container spreader with/without load	m/sec	0.40/0.45	0.40/0.45	0.47/0.50	0.47/0.50
19	Lowering speed, Integrated container spreader with/without load	m/sec	0.40/0.40	0.40/0.40	0.40/0.40	0.40/0.40
Draw bar pull						
20	Loaded	kN	158	158	148	148
Climbing performance						
21	With/without load	%	42/42	41/41	32/41	32/41
Total weight						
22	With fork carriage-standard equipped***	kg	26700	27800	35000	36400
Axle load						
23	Driveaxle with/without load	kg	33200/14900	34300/16000	36000/22200	37400/23600
24	Steeraxle with/without load	kg	5000/11800	5000/11800	8000/12800	8000/12800
Tyres						
25	Dimension/driveaxle		12.00x20"	12.00x20"	14.00x24"	14.00x24"
26	Dimension/ steerwheels		12.00x20"	12.00x20"	14.00x24"	14.00x24"
Wheelbase						
27	y	mm	3800	3800	4500	4500
Track						
28	Driveaxle/steeraxle	mm	2800/2210	2800/2210	3300/2185	3300/2185
Ground clearance						
29	m2 under liftmast	mm	225	225	260	260
30	m1 mid forklift	mm	315	315	350	350
Brakes						
31	Mainbrake		Wet disc brakes	Wet disc brakes	Wet disc brakes	Wet disc brakes
32	Parkingbrake		Spring brake	Spring brake	Spring brake	Spring brake
Engine						
33	Manufacture		Cummins	Cummins	Cummins	Cummins
Alternator						
34	AC	Watt	2240	2240	2240	2240
Battery						
35	Voltage/capacity	V/Ah	24/110	24/110	24/110	24/110
Transmission						
36	Type		Converter	Converter	Converter	Converter
37	Type of gearshift		Automatic	Automatic	Automatic	Automatic
38	Numbers of gears fws/rev.		4/3	4/3	4/3	4/3
39	Model		ZF Ergopower	ZF Ergopower	ZF Ergopower	ZF Ergopower
40	Operating pressure	kPa	17500	17500	17500	17500
Fuel tank						
41	Volume	Litre	400	400	580	580

* For height under twistlock add 2300 mm.
 ** Upon request.
 *** Dependent on specification.
 **** Front mounted upon request (h2 3630).

SVETRUCK 18 – 30



Svetruck 20120-42



Svetruck 20120-42



Svetruck 20120-42



Svetruck 25120-45



Svetruck 28120-46



Svetruck 25120-45

Model		18120-36	20120-42	22120-42	23 ⁴ 120-42	25120-42	25120-45	28120-46	30120-46	
Lifting capacity										
1	Q Load	ton	18	20	22	23,6	25	25	28	30
Load centre										
2	c	mm	1200	1200	1200	1200	1200	1200	1200	1200
Lifting height telescopic mast										
3	h3 Standard***	mm	4000	4000	4000	4000	4000	4000	4000	4000
Tilt										
4	Forward α / backwards β	°	10/10	10/10	10/10	10/10	10/10	10/10	10/10	10/10
Fork length										
5	L1**	mm	2500	2500	2500	2500	2500	2500	2500	2500
Fork arm width/thickness										
6	b x s**	mm	250x100	250x100	250x110	250x110	250x110	250x110	275x110	275x110
Distance between forks										
7	b1 max-min	mm	2690-790	2690-790	2690-790	2690-790	2690-790	2690-790	2690-810	2690-810
Overall dimensions										
8	L2 Length incl. forkshaft	mm	5560	6135	6145	6145	6145	6445	6650	6650
9	B Width	mm	3100	3100	3100	3100	3100	3100	3450	3450
10	h1 Closed height	mm	3820	3930	3930	3930	3930	3930	4080	4080
11	h4 Extended height	mm	5820	5930	5930	5930	5930	5930	6080	6080
12	h2 Height over cabin	mm	3350	3650*	3650*	3650*	3650*	3650*	3715*	3715*
Turning radius										
13	Wa	mm	5450	6000	6000	6000	6000	6300	6500	6500
Load arm										
14	x from center of driveaxle	mm	2260	2285	2295	2295	2295	2295	2325	2325
90°-stacking aisle										
15	Ast 4 with forklength acc. to pos 8	mm	9200	9785	9795	9795	9795	10095	10325	10325
Driving and lifting performance										
16	Drive- and lift-performance	km/h	28/28	28/28	28/28	28/28	28/28	28/28	26/26	26/26
17	Lifting speed with/without load	m/sec	0.33/0.36	0.33/0.36	0.29/0.31	0.29/0.31	0.29/0.31	0.29/0.31	0.25/0.27	0.25/0.27
18	Lowering speed with/without load	m/sec	0.50/0.25	0.50/0.25	0.43/0.22	0.43/0.22	0.43/0.22	0.30/0.20	0.38/0.20	0.38/0.20
Draw bar pull										
19	In carriage loaded	kN	187	187	187	187	187	187	223	223
Climbing performance										
20	With/without load	%	39/39	36/36	33/33	31/31	30/30	30/30	33/33	31/31
Total weight										
21	Standard equipped***	kg	28900	31400	32900	34000	35000	33800	37200	38500
Axle load										
22	Driveaxle with/without load	kg	43200/14100	48100/17200	51300/17300	53700/17200	55800/17200	54900/17200	60900/18800	64000/18800
23	Steer axle with/without load	kg	3700/14800	3300/14200	3600/15600	3900/16800	4200/17800	3900/16600	4300/18400	4500/19700
Tyres										
24	Dimension drivewheels		14.00x24"	14.00x24"	14.00x24"	14.00x24"	14.00x24"	14.00x24"	16.00x25"	16.00x25"
25	Dimension steerwheels		14.00x24"	14.00x24"	14.00x24"	14.00x24"	14.00x24"	14.00x24"	16.00x25"	16.00x25"
Wheelbase										
26	y	mm	3650	4200	4200	4200	4200	4500	4600	4600
Track										
27	Driveaxle/steeraxle	mm	2260/2220	2260/2220	2260/2220	2260/2220	2260/2220	2260/2220	2475/2380	2475/2380
Ground clearance										
28	m2 under liftmast	mm	300	300	300	300	300	300	300	300
29	m1 mid forklift	mm	400	400	400	400	400	400	465	465
Brakes										
30	Mainbrake		Wet disc brakes	Wet disc brakes	Wet disc brakes	Wet disc brakes	Wet disc brakes	Wet disc brakes	Wet disc brakes	Wet disc brakes
31	Parkingbrake		Spring brake	Spring brake	Spring brake	Spring brake	Spring brake	Spring brake	Spring brake	Spring brake
Engine										
32	Manufacturer		Cummins	Cummins	Cummins	Cummins	Cummins	Cummins	Cummins	Cummins
Alternator										
33	AC	Watt	2240	2240	2240	2240	2240	2240	2240	2240
Battery										
34	Voltage/capacity	V/Ah	24/110	24/110	24/110	24/110	24/110	24/110	24/110	24/110
Transmission										
35	Type		Converter	Converter	Converter	Converter	Converter	Converter	Converter	Converter
36	Type of gearshift		Automatic	Automatic	Automatic	Automatic	Automatic	Automatic	Automatic	Automatic
37	Number of gears fwd/rev.		4/3	4/3	4/3	4/3	4/3	4/3	4/3	4/3
38	Model		ZF Ergopower	ZF Ergopower	ZF Ergopower	ZF Ergopower	ZF Ergopower	ZF Ergopower	ZF Ergopower	ZF Ergopower
39	Operating pressure	kPa	15500	16500	15500	16500	17000	17000	16500	17500
Fuel tank										
40	Volume	Litre	275	410	410	410	410	480	480	480

Engine alternatives

Cummins or Volvo engines on request.

* Elevated cab 300 mm standad.

** Upon request.

*** Dependent on specification.

SVETRUCK 32 – 52



Svetruck 52120-60



Svetruck 32120-48



Svetruck 45120-57

Model		32120-48	37120-54	42120-54	42120-57	45120-57	50120-60	52120-60	
Lifting capacity									
1	Q Load	ton	32	37	42	42	45	50	52
Load centre									
2	c	mm	1200	1200	1200	1200	1200	1200	1200
Lifting height telescopic mast									
3	h3 Standard*	mm	4000	4000	4000	4000	4000	4000	4000
Tilt									
4	Forward α / backwards β *	°	10/10	5/10	5/10	5/10	5/10	5/10	5/10
Fork length									
5	L1**	mm	2500	2500	2500	2500	2500	2500	2500
Fork arm width/thickness									
6	b x s **	mm	300x110	300x135	300x135	300x135	300x135	300x135	300x140
Distance between forks									
7	b1 max-min	mm	2910-920	2980-930	2980-930	2980-930	2980-930	2980-930	2980-930
Overall dimensions									
8	L2 Length incl. forkshaft	mm	6880	7740	7740	8040	8040	8340	8340
9	B Width	mm	3450	3865	3865	4250	4250	4250	4250
10	h1 Closed height	mm	4390	4670	4670	4670	4670	4670	4670
11	h4 Extended height	mm	6390	6670	6670	6670	6670	6670	6670
12	h2 Height over cabin	mm	3715	4000	4000	4000	4000	4000	4000
Turning radius									
13	Wa	mm	6600	7750	7750	8100	8100	8400	8400
Load arm									
14	x from center of driveaxle	mm	2355	2565	2565	2565	2565	2565	2565
90°-stacking aisle									
15	Ast 4 with forklength acc. to pos 8	mm	10455	11815	11815	12165	12165	12465	12465
Driving and lifting performance									
16	Driving speed fws/rev.	km/h	26/26	27/27	27/27	27/27	27/27	27/27	27/27
17	Lifting speed with/without load	m/sec	0.23/0.24	0.30/0.32	0.30/0.32	0.30/0.32	0.30/0.32	0.30/0.32	0.30/0.32
18	Lowering speed with/without load	m/sec	0.30/0.20	0.30/0.30	0.30/0.30	0.30/0.30	0.30/0.30	0.30/0.30	0.30/0.30
Draw bar pull									
19	In carriage loaded	kN	223	282	282	282	282	282	282
Climbing performance									
20	With/without load	%	30/30	30/30	27/30	27/30	26/30	24/30	23/30
Total weight									
21	Standard equipped***	kg	41400	53900	57000	55600	57400	58900	60100
Axle load									
22	Driveaxle with/without load	kg	68200/20500	85100/30500	92500/30500	91400/30500	95700/30500	101800/30500	104700/30500
23	Steer axle with/without load	kg	5200/20900	5800/23400	6500/26500	6200/25100	6700/26900	7100/28400	7400/29600
Tyres									
24	Dimension drivewheels		16.00x25"	18.00x25"	18.00x25"	18.00x25"	18.00x25"	18.00x25"	18.00x25"
25	Dimension steerwheels		16.00x25"	18.00x25"	18.00x25"	18.00x25"	18.00x25"	18.00x25"	18.00x25"
Wheelbase									
26	y	mm	4800	5400	5400	5700	5700	6000	6000
Track									
27	Driveaxle/steeraxle	mm	2475/2380	2600/2500	2600/2500	3100/2500	3100/2500	3100/2500	3100/2500
Ground clearance									
28	m2 under liftmast	mm	300	300	300	300	300	300	300
29	m1 mid forklift	mm	465	480	480	480	480	480	480
Brakes									
30	Mainbrake		Wet disc brakes	Wet disc brakes	Wet disc brakes	Wet disc brakes	Wet disc brakes	Wet disc brakes	Wet disc brakes
31	Parkingbrake		Spring brake	Spring brake	Spring brake	Spring brake	Spring brake	Spring brake	Spring brake
Engine									
32	Manufacturer		Cummins	Cummins	Cummins	Cummins	Cummins	Cummins	Cummins
Alternator									
33	AC	Watt	2240	2240	2240	2240	2240	2240	2240
Battery									
34	Voltage/capacity	V/Ah	24/110	24/170	24/170	24/170	24/170	24/170	24/170
Transmission									
35	Type		Converter	Converter	Converter	Converter	Converter	Converter	Converter
36	Type of gearshift		Automatic	Automatic	Automatic	Automatic	Automatic	Automatic	Automatic
37	Number of gears fws/rev.		4/3	4/3	4/3	4/3	4/3	4/3	4/3
38	Model		ZF Ergopower	ZF Ergopower	ZF Ergopower	ZF Ergopower	ZF Ergopower	ZF Ergopower	ZF Ergopower
39	Operating pressure	kPa	16500	16000	16500	16500	17500	18000	18000
Fuel tank									
40	Volume	Litre	640	1000	1000	1000	1000	1000	1000

Engine alternatives

Volvo or Scania engines on request.

* Only Svetruck 32120-48

** Upon request.

*** Dependent on specification.

SVETRUCK TMF

The SVETRUCK TMF logstacker is a heavy duty logstacker with high performance and well-proven capabilities such as easy handling, excellent operator environment, high reliability, low maintenance cost and high capacity.

The SVETRUCK TMF logstacker is built with well-known components. The purpose-designed grapple has geometry for easy handling of full loads as well as partial loads.



Svetruck TMF 28/21



Svetruck TMF 25/18



Svetruck TMF 33/22





Svetruck TMF 12/9



Svetruck TMF 15/11



The SVETRUCK TMF is available in five models:

SVETRUCK TMF 12/9

SVETRUCK TMF 15/11

SVETRUCK TMF 25/18

SVETRUCK TMF 28/21

SVETRUCK TMF 32/22

Grapple sizes: 4.15-9.2 m²

Lift masts and fork carriages



Svetruck clear-view mast for safe handling

Clear-view masts for heavy forklifts is a design which was first invented in the 1970s by Svetruck engineers. Since then it became a standard for Svetruck forklifts.

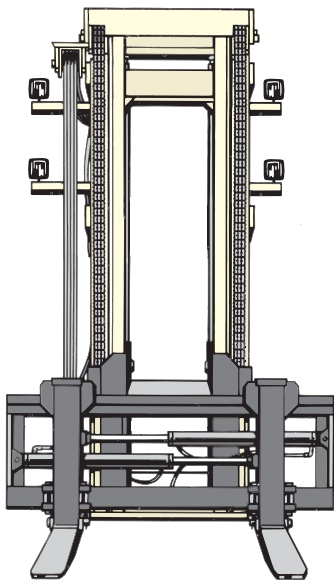
All our masts are manufactured in-house with well-dimensioned mast profiles and powerful mast yokes for optimum torsional stiffness and bending rigidity. All carefully tested before installation. Hardened cam and support rollers in substantial sizes with a large wheel base for the inner mast.

The masts are available as duplex, duplex freelif and triplex freelif.

The forklifts are designed to provide the best possible and safe load handling in all situations. All masts are of open design that ensures optimum all-around visibility. High grade steel is used in all masts, frames and carriages.

The forks are supplied in the required dimensions following approval by our technical department.

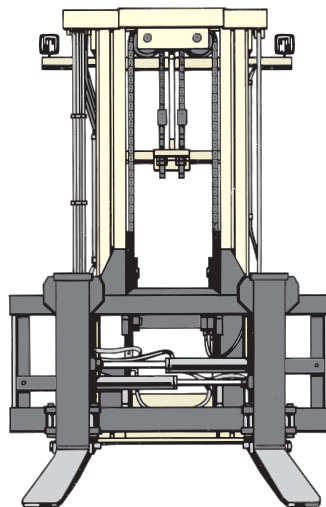
Lift masts



10-18

Mast with 6 mast rollers and 6 supporting rollers.

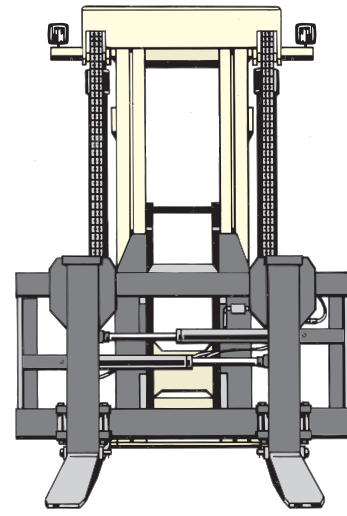
Good visibility due to the lifting cylinders being mounted behind the mast profiles.



20-30

Mast with 4 mast rollers with dual bearings as well as 6 supporting rollers for the highest possible stability and low wear.

Good visibility due to the lifting cylinders being mounted behind the mast profiles.



32-52

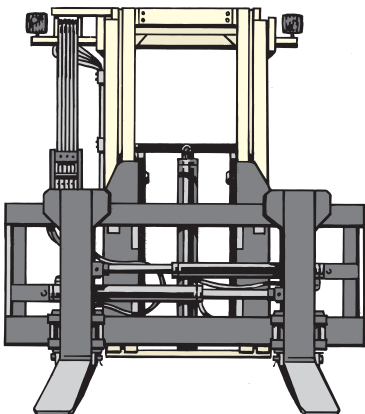
Mast with 4 mast rollers with dual bearings as well as 6 supporting rollers for the highest possible loading capacity.

High stability due to the large distances between the rollers.

Dual lifting cylinders and lifting chains. Hydraulic hoseguide mounted on the outer mast behind one of the lifting cylinders for good visibility.

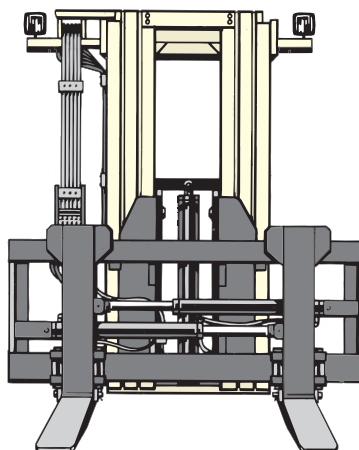
Lowbuilt lift masts

For work in low height areas, we can supply modern low built duplex- and triplex mast with full freelif, with or without lifting chains.



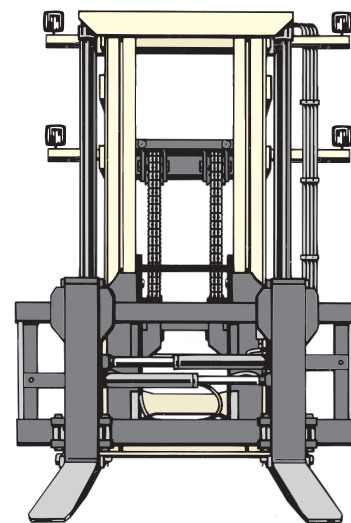
10-52

Duplex freelif.



10-52

Triplex freelif.



10-52

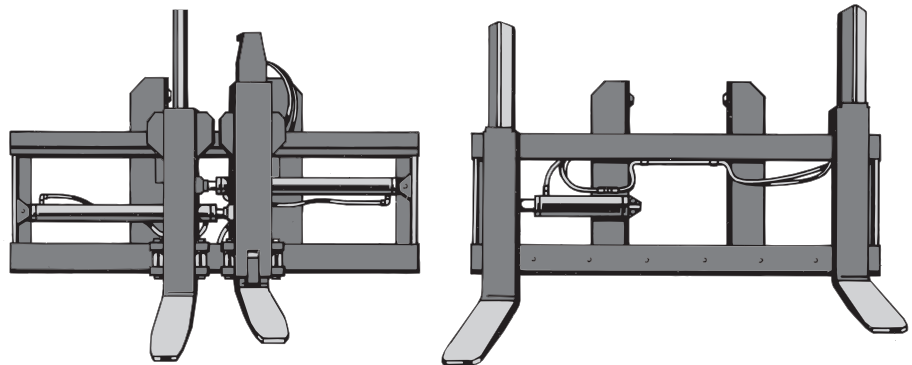
Duplex freelif with chains.

Fork carriages

10-16

The following standard versions are available:

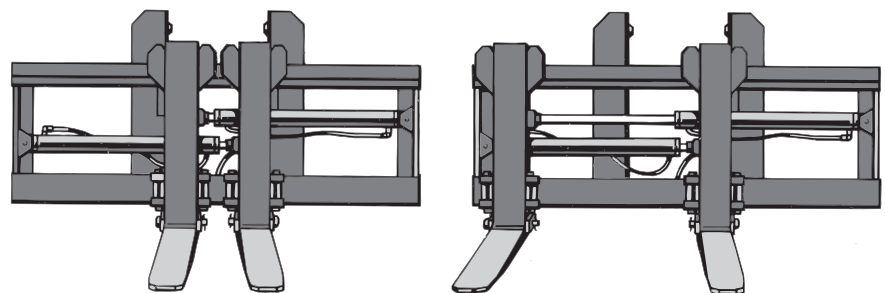
- Hydraulic sideshift.
- Hydraulic sideshift and fork positioning.
- Hydraulic sideshift and fork positioning with quick release forks.
- Hydraulic sideshift, fork positioning and fork levelling.
- Hydraulic sideshift, fork positioning and fork levelling with quick release forks.



18-52

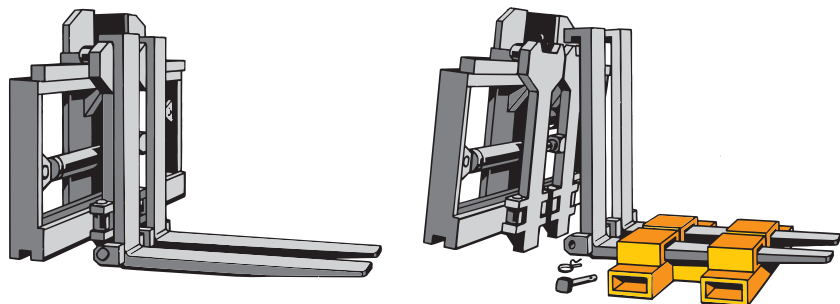
The following standard versions are available:

- Hydraulic sideshift and fork positioning.
- Hydraulic sideshift and fork positioning with quick release forks.



Quick release forks

The quick release fork system for quick and simple change to alternative fork types, attachments and container lifting frames.



Quick release inverted forks

For maximum use of the lifting height with attachment for container and Piggy-back (semitrailer), inverted forks are available for quick mounting onto the fork carriage.





Gantry

Forklifts 32-52 ton equipped with mast-integrated gantries for mounting of topperspreaders and piggy-back attachments.



Empty container spreaders

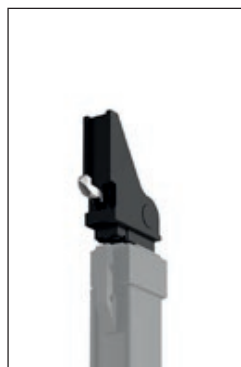
Telescopic side-lift spreaders for handling empty containers. The spreaders can be equipped with different lifting heads to suit the handling of containers in the most efficient way.




Svetruck 592
4 horizontal twistlocks for double handling



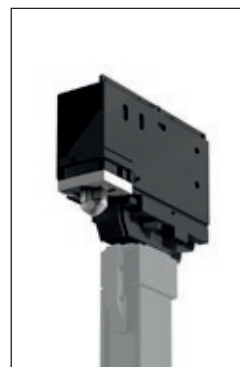
Svetruck 594
2 horizontal suspended lifting hooks and side clamps for double handling



Svetruck 595
2 horizontal suspended lifting hooks



Svetruck 598
2 vertical twistlocks

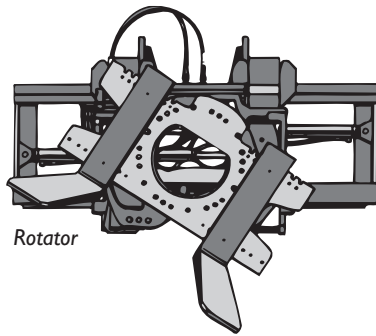


Svetruck 599
2 vertical twistlocks with hydraulic movement of twistlocks

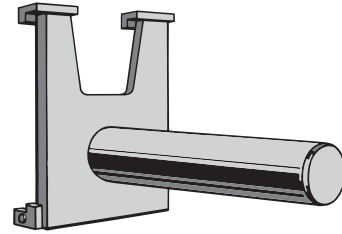
Attachments

Our delivery program includes bale clamps, paper-roll clamps, rotators, coilrams, reel clamps etc.

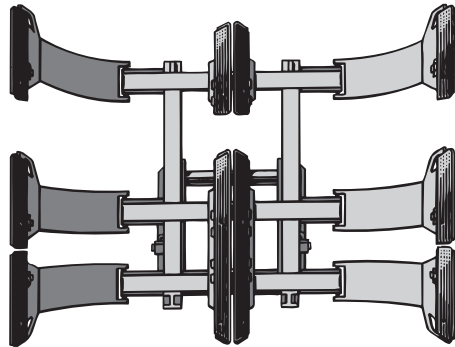
Quick and simple changes between forks and attachments are made possible by means of mounting onto the fork shaft holders of the quick release system.



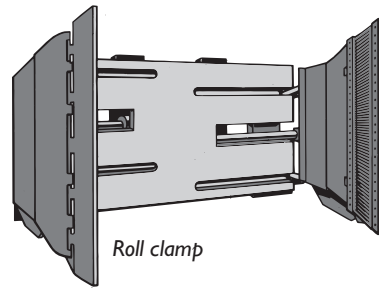
Rotator



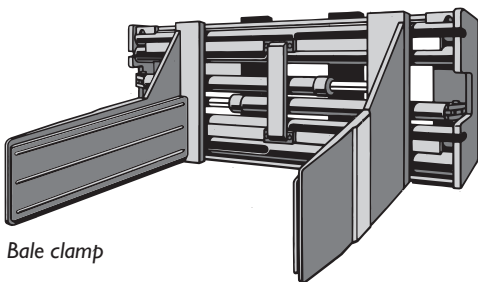
Coilram



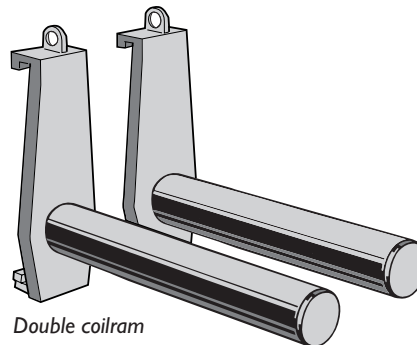
Roll clamp



Roll clamp



Bale clamp



Double coilram

Operator environment



We have designed our cabins with operators in mind. The difficulty is not building a multifunctional workplace, but adapting it to the person using the forklift. This task is always given top priority. Our cabin is a perfect workplace combining hi-tech features and ergonomics.

The cabin is a comfortable and safe workplace that reduces stress and strain for the operator whilst at work. The largest possible window area ensures excellent visibility of the work area, forks, attachments, yoke and the load itself. Additional windows placed low down in the doors gives the operator an excellent view of the available working width.

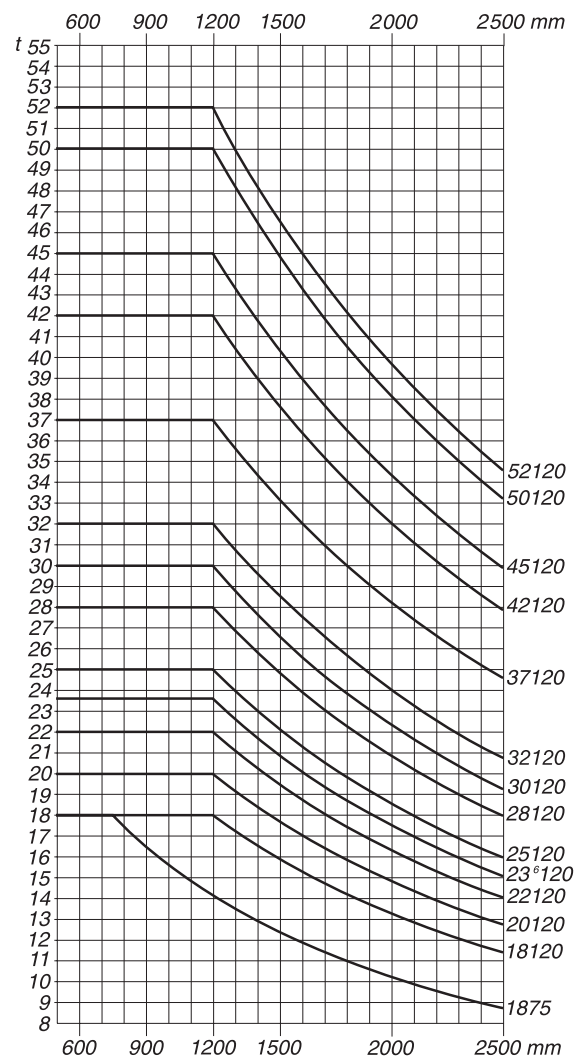
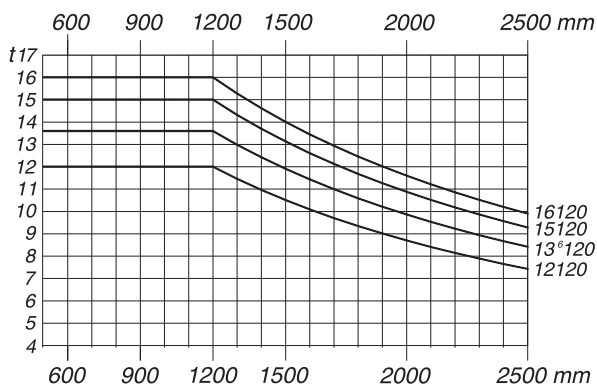
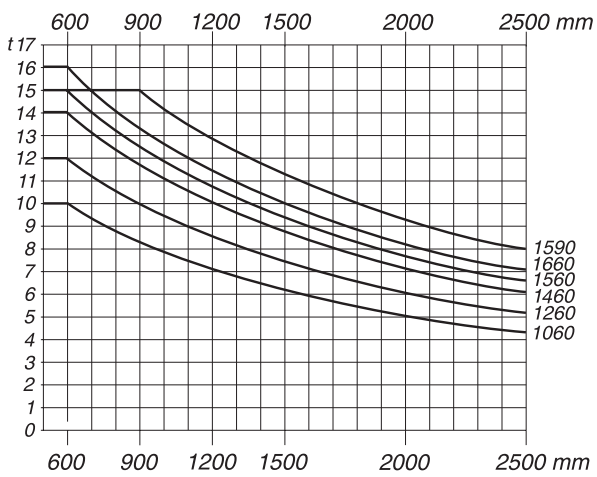
All instruments, controls and warning lights are always visible. This guarantees precise and rapid working procedures which minimise the risk for accidents. A heater and air-conditioning function with recirculation helps maintaining the perfect cabin climate. The rear window is designed to protect against heat, cold and noise. The cabin can be tilted hydraulically for easy maintainance. We also offer a wide range of accessories.

Svetruck's operator cabin meets operators current and future requirements and demands.



Load diagram and lifting heights

Svetruck 1060 - 52120



Svetruck 1060 – 1460

Lift-height	Closed height Duplex Standard	Closed height Duplex Freelift	Closed height Triplex Freelift	Triplex Freelift h5/mm
h3/mm	h1/mm	h1/mm	h1/mm	h5/mm
3000	2975	3005		
3500	3225	3255		
4000*	3475*	3505*		
4100			2850	1210
4500	3725	3755	3010	1290
5000*	3975*	4005*	3210	1390
5500*	4225*	4255*	3410	1490
6000*	4475*	4505*	3610	1590
6500*	4725*	4755	3810	1690
7000	4975	5005	4010	1790

Svetruck 1560 – 16120, 1875

Lift-height	Closed height Duplex Standard	Closed height Duplex Freelift	Closed height Triplex Freelift	Triplex Freelift h5/mm
h3/mm	h1/mm	h1/mm	h1/mm	h5/mm
3000	3150	3180		
3500	3400	3430		
4000*	3650*	3680*	2910	1200
4500	3900	3930	3110	1300
5000*	4150*	4180*	3310	1400
5500*	4400*	4430*	3510	1500
6000*	4650*	4680*	3710	1600
6500*	4900*	4930*	3910	1700
7000	5150	5180	4110	1800

Svetruck 18120

Lift-height	Closed height Duplex Standard
h3/mm	h1/mm
3000	3320
3500	3570
4000*	3820*
4500	4070
5000	4320
5500	4570
6000*	4820*
6500*	5070*
7000	5320

Svetruck 20120 – 25120

Lift-height	Closed height Duplex Standard	Closed height Duplex Freelift	Closed height Triplex Freelift	Triplex Freelift h5/mm
h3/mm	h1/mm	h1/mm	h1/mm	h5/mm
3000	3430	3415		
3500	3680	3665		
3600	3730	3715	3100	1200
4000*	3930*	3915*	3260	1280
4500*	4180*	4165	3460	1380
5000	4430	4415	3660	1480
5500	4680	4665	3860	1580
6000*	4930*	4915*	4060	1680
6500*	5180*	5165*	4260	1780

Svetruck 28120 – 30120

Lift-height	Closed height Duplex Standard	Closed height Duplex Freelift	Closed height Triplex Freelift	Triplex Freelift h5/mm
h3/mm	h1/mm	h1/mm	h1/mm	h5/mm
3000	3580	3585		
3500	3830	3835		
4000*	4080*	4085*	3400	1350
4500	4330	4335	3600	1450
5000	4580	4585	3800	1550
5500	4830	4835	4000	1650
6000*	5080*	5085*	4200	1750
6500*	5330*	5335*	4400	1850

Svetruck 37120 – 52120

Lift-height	Closed height Duplex Standard	Closed height Duplex Freelift	Closed height Triplex Freelift**	Triplex Freelift** h5/mm
h3/mm	h1/mm	h1/mm	h1/mm	h5/mm
4000*	4670*	4620		
4500	4920	4870		
5000	5170	5120	4000	1650
5500	5420	5370	4200	1750
6000	5670	5620	4400	1850
6500*	5920*	5870*	4600*	1950
7000*	6170*			
7500*	6420*			
8000	6670			
8500	6920			
9000	7170			
9500*	7420*			
10000*	7670*			
12500*	8920*			
13800*	9570*			

Svetruck 32120

Lift-height	Closed height Duplex Standard	Closed height Duplex Freelift	Closed height Triplex Freelift	Triplex Freelift h5/mm
h3/mm	h1/mm	h1/mm	h1/mm	h5/mm
3000	3890	3870		
3500	4140	4120		
4000*	4390*	4370*		
4500	4640	4620		
5000	4890	4870	4020	1630
5500	5140	5120	4220	1730
6000	5390	5370	4420	1830
6500*	5640*	5620*	4620	1930
7000	5890	5870	4820	2030

* Recommended standard lifting height.

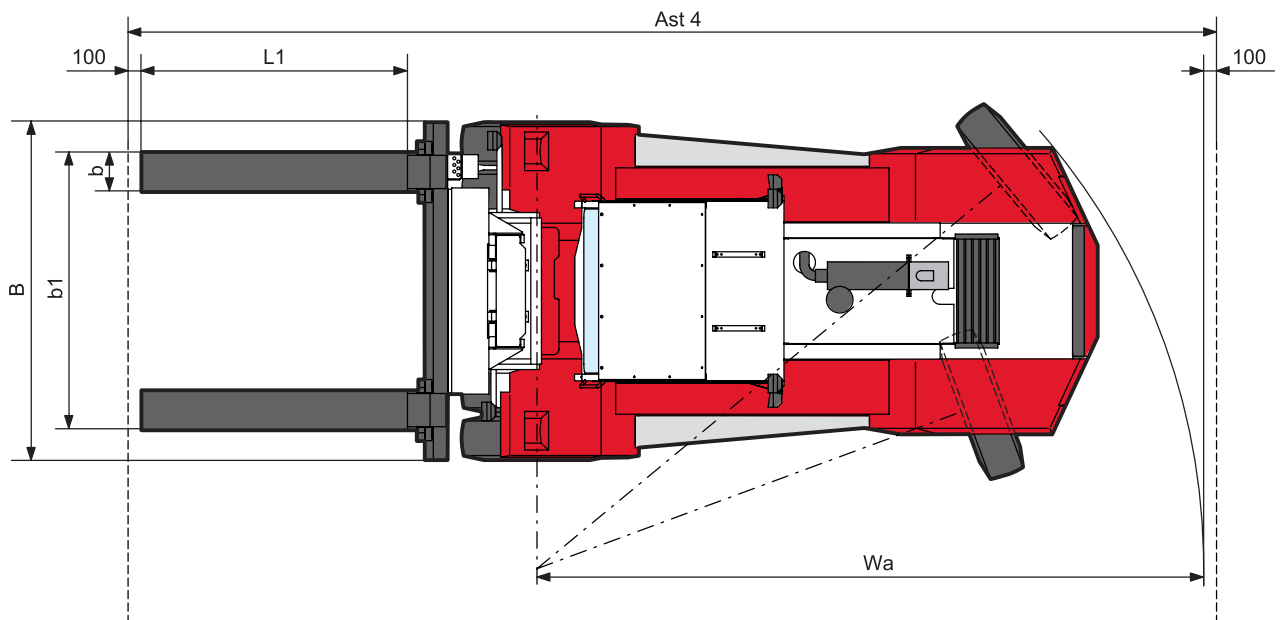
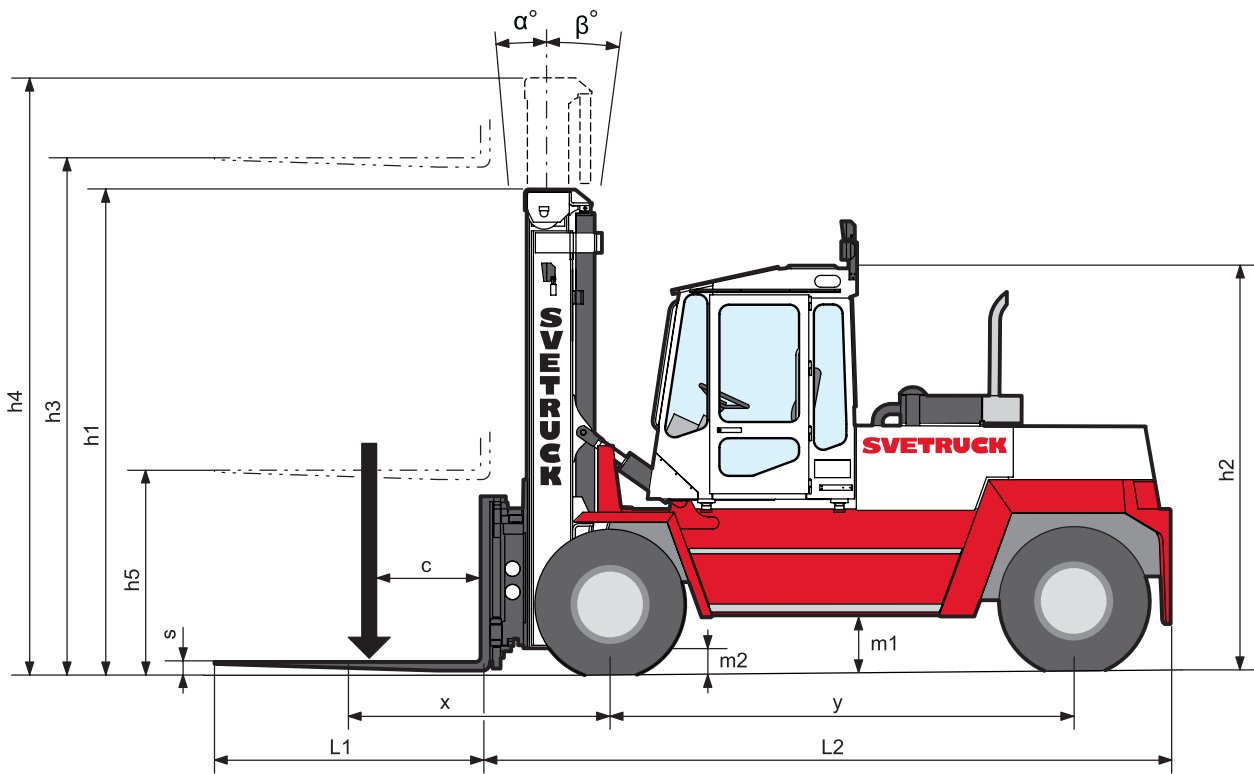
** Only for 37120-42120.

Many other lift and closed heights available.

Duplex freelift half lift height freelift.

Specifications subject to change without notice.







Trust. Strength. Performance. True Quality.

SVETRUCK®

Telephone +46 372 866 00 Telefax +46 372 824 50 E-mail info@svetruck.com

Postal address Box 321, SE-341 26 Ljungby, Sweden

Visiting address Långgatan 29, Ljungby, Sweden

www.svetruck.com